



Italian Architectural Forged Steel Components

arteferro

Wrought Iron Components

Toll Free: (800) 772-4706
e-mail: forgings@indital.com

QUICK REFERENCE
CATALOG #8



indital
Industria italiana arteferro
HOUSTON - U.S.A.
www.indital.com



ARTEFERRO Miami L.L.C.
MIAMI - U.S.A.
2955 N.W. 75 STREET
MIAMI, FLORIDA 33147 - USA



Parent Company: Industria Italiana Arteferro S.p.A. - www.arteferro.com

We are an Italian company and world-wide leader in the production and distribution of manufactured and forged products made of wrought iron. Considered the result of a genuine art form, our products are made by specialized professionals who design each creation with passion and dedication. Our wrought iron is distributed in 136 countries, through an ever expanding world-wide distribution network.

Our company was started 40 years ago, in 1971, by Architect, Bruno Gonzato. With his instinct for art and passion for wrought iron, he was able to invest in a new market. Today, the company is currently reflected in a group of 17 branches that produces and distributes wrought iron forgings and steel finished products globally through three major brands: Ind.i.a, Il Grande Fabbro, and Arteferro Inox. This expansion did not affect the love for the tradition that has characterized this ancient art, so much so that Architect Gonzato is considered more of a great craftsman than an industrialist. The art form represented by wrought iron is fed by two unavoidable human desires: protection and beauty. To this day Gonzato conducts his business with innovation and research in design. He is helped by his wife, Stefania, who is also an Architect and Designer; his children Francesca, Matteo, Davide, Dario, and his son-in-law Andrea.

The Philosophy:

Our company unites tradition, with a constant quest for technical and aesthetic innovations. From the use of the latest technology to the choice of materials, everyone in the company contributes to the creation of cutting-edge products that are the expression of a culture that Ind.i.a. promotes and distributes worldwide. This is achieved by a tight collaboration between customers, employees, and suppliers on a one-on-one basis. Thanks to all of this, our company can provide the client with high-quality products and services, guaranteeing a unique and controlled quality standard. At the same time, we care about the effects that our company has towards the environment around us, pushing us to implement policies of environmental sustainability and a reduced environmental impact. This commitment supports the principles of protection and beauty that characterize the spirit of our products.

Indital USA – United States Manufacturer and Distributor – www.indital.com

As an extension of our parent company, Indital USA has been operating predominantly from its stocking facility in Houston, TX for 20 years, serving our distributors and their discerning customers with the highest quality selection of wrought iron and architectural building products in the industry. We take great pride in offering our 7th catalog that combines over 3,000 stocked articles between 6 product groups under one easy to reference guide for the pro or novice in wrought iron and architectural rail products. For sourcing options in your local market, please do not hesitate to email forgings@indital.com or call **800-772-4706** and speak with our sales team. We look forward to providing beautiful, inspirational components, while keeping a steady eye on future trends in design and maintaining a reverence for the past.

© Copyright 2011 Ind.i.a. S.p.A. All rights reserved.



FORGINGS

Quick Reference Catalog #8

Indital USA is proud to introduce new designs that take the guess work out of “what is next” in the evolving world of home building, commercial endeavors, or DIY projects. As a manufacturer we welcome a review of your own designs. Pulling from an international portfolio of over 40,000 different component profiles we may have what you are searching for to tackle that next project.

For immediate sourcing, Indital USA incorporates a national steel distribution network for fast, reliable sourcing of over 3,000 wrought iron parts carried in our Houston, TX master warehouse. Many of our top sellers, such as balusters, newels, scrolls, rosettes, panels, decorative bar, and miscellaneous metal art accents, can be sourced immediately within your local markets.

• Scrolls.....	02	• Pierced Bars.....	143
• Rosettes.....	15	• Gate Tops.....	147
• Snap-Ons.....	27	• Shoes, Bushings & Baskets.....	151
• Panels.....	31	• Ring and Spheres	157
• Pickets.....	67	• Spear Points.....	161
• Belly Pickets.....	115	• Finials and Plates.....	169
• Newel Posts.....	121	• Flowers and Ornaments.....	173
• Handrail.....	129	• Accessories.....	181



Handrails & Long Bars

pag. 129-142



Pierced Bars

pag. 143-146



Gate Tops

pag. 147-150



Snap-Ons

pag. 27-30



Panels

pag. 31-66



Belly Pickets

pag. 115-120



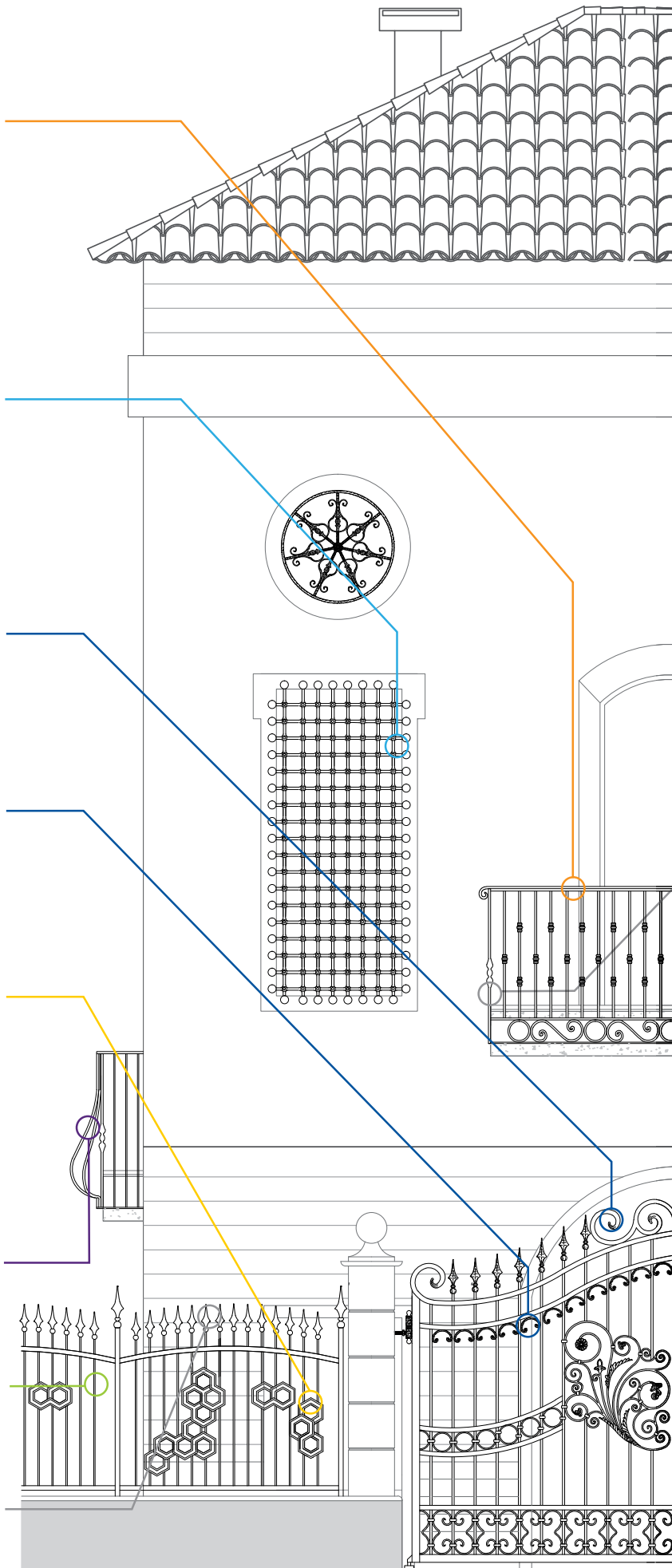
Pickets

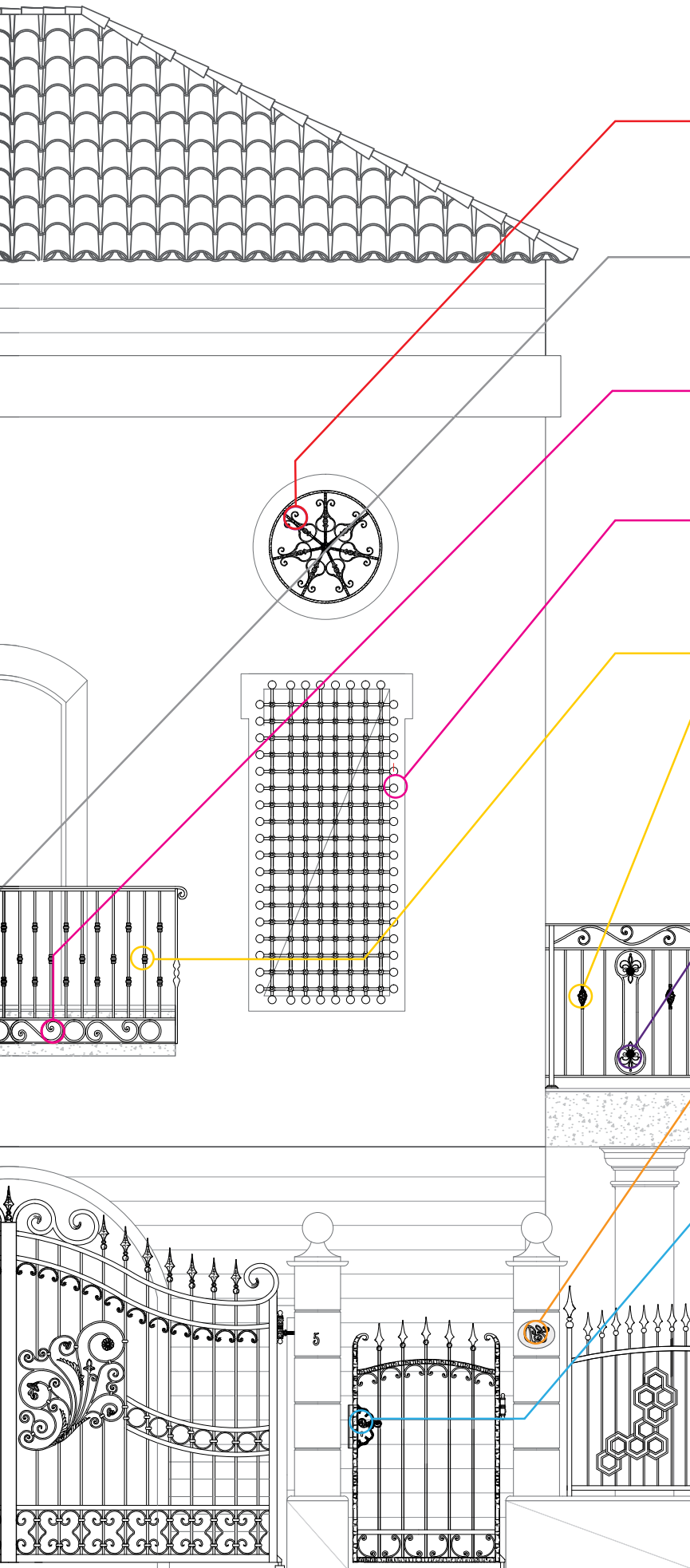
pag. 67-114



Spear Points

pag. 161-168





Rosettes



pag. 15-26



Newel Posts



pag. 121-128



Scrolls



pag. 2-14



Rings & Spheres



pag. 157-160



Shoes, Bushings, & Baskets



pag. 151-156



Flowers & Ornaments



pag. 173-180



Finials & Plates



pag. 169-172



Accessories



pag. 181-190



SCROLLS

Quick Reference # 8

New Items **New Items**



Section	W 2 15/16" H 5 1/8"	W 2 15/16" H 5 15/16"	W 2 15/16" H 6 5/16"	W 3 1/8" H 7 1/16"	W 4 15/16" H 14 13/16"
Mtl 1/2" x 1/4" Wt. 0.7 lbs.	88/H/3	88/H/2	88/H/4		
Mtl 13/16" x 3/16" Wt. 1 lbs.				88/H/6	88/H/5



Art. 87/1
Mtl 1/2" x 1/4"
W 3 1/8"
H 5 1/8"
Wt. 0.6 lbs.



Art. 86/5
Mtl 1/2" x 1/4"
W 3 3/4"
H 8 1/4"
Wt. 1 lbs.



Art. 87/5
Mtl 1/2" x 1/4"
W 3 9/16"
H 6 5/16"
Wt. 0.8 lbs.

Art. 87/6
Mtl 1/2" x 1/4"
W 3 1/8"
H 5 15/16"
Wt. 0.7 lbs.



SCROLLS



Stock

Scrolls


Plain



Hammered



Forged



<p>Art. 1046/1 Mtl 1/2" sq. W 9 27/32" H 35 7/16" Wt. 9.2 lbs.</p>	<p>Art. 1046/1/S Mtl 1/2" sq. W 9 27/32" H 35 7/16" Wt. 9.2 lbs.</p>	<p>Art. 1046/1/S1 Mtl 1/2" sq. W 9 27/32" H 35 7/16" Wt. 9.2 lbs.</p>
<p>Art. 1046/2 Mtl 1/2" sq. W 7 7/8" H 35 7/16" Wt. 6.6 lbs.</p>	<p>Art. 1046/2/S Mtl 1/2" sq. W 7 7/8" H 35 7/16" Wt. 6.6 lbs.</p>	<p>Art. 1046/2/S1 Mtl 1/2" sq. W 7 7/8" H 35 7/16" Wt. 6.6 lbs.</p>
<p>Art. 1046/3 Mtl 1/2" sq. W 9 15/32" x H 17 5/32" Wt. 4.1 lbs.</p>	<p>Art. 1046/3/S Mtl 1/2" sq. W 9 15/32" x H 17 5/32" Wt. 4.1 lbs.</p>	<p>Art. 1046/3/S1 Mtl 1/2" sq. W 9 15/32" x H 17 5/32" Wt. 4.1 lbs.</p>
<p>Art. 1046/4 Mtl 1/2" sq. W 7 9/32" x H 12 19/32" Wt. 2.5 lbs.</p>	<p>Art. 1046/4/S Mtl 1/2" sq. W 7 9/32" x H 12 19/32" Wt. 2.5 lbs.</p>	<p>Art. 1046/4/S1 Mtl 1/2" sq. W 7 9/32" x H 12 19/32" Wt. 2.5 lbs.</p>
<p>Art. 1046/5 Mtl 1/2" sq. W 7 3/32" x H 17 17/32" Wt. 2.0 lbs.</p>	<p>Art. 1046/5/S Mtl 1/2" sq. W 7 3/32" x H 17 17/32" Wt. 2.0 lbs.</p>	<p>Art. 1046/5/S8 Mtl 1/2" sq. W 7 3/32" x H 17 17/32" Wt. 2.0 lbs.</p>
<p>Art. 1046/6 Mtl 1/2" sq. W 4 1/8" x H 6 3/10" Wt. 0.9 lbs.</p>	<p>Art. 1046/6/S3 Mtl 1/2" sq. W 4 1/8" x H 6 3/10" Wt. 0.9 lbs.</p>	<p>Art. 1046/6/S5 Mtl 1/2" sq. W 4 1/8" x H 6 3/10" Wt. 0.9 lbs.</p>
<p>Art. 1046/7 Mtl 1/2" sq. W 2 9/16 x H 4 1/8" Wt. 0.51 lbs.</p>	<p>Art. 1046/7/S Mtl 1/2" sq. W 2 9/16 x H 4 1/8" Wt. 0.51 lbs.</p>	<p>Art. 1046/7/S2 Mtl 1/2" sq. W 2 9/16 x H 4 1/8" Wt. 0.51 lbs.</p>



Art. 75/32
Mtl 1/2" x 1/4"
W 4 3/4"
H 13 3/4"
Wt. 0.6 lbs.

Art. 75/33
Mtl 5/16" sq.
W 4 3/4"
H 13 3/4"
Wt. 0.6 lbs.



Art. 94/1
Mtl 1/2" x 1/4"
W 7 7/8"
H 11 13/16"
Wt. 1.2 lbs.



Art. 90/1
Mtl 3/8" x 3/16"
W 6 1/8"
H 7 1/16"
Wt. 1 lbs.



Art. 1039/3
Mtl 9/16" sq.
W 3 17/32" x H 4 3/4"
Hammered
Wt. 0.9 lbs.



Art. 1039/2
Mtl 9/16" sq.
W 7 7/8" x H 11 13/16"
Hammered
Wt. 2.6 lbs.



Art. 1038/3
Mtl 9/16" sq.
W 7 7/8" x H 15 3/4"
Plain
Wt. 2.5 lbs.



Section	W 4 11/32" H 10 5/8"	W 2 3/8" H 4 5/16"	W 2 3/4" H 4 1/8"	W 3 3/4" H 5 1/2"	W 2 9/16" H 5 29/32"	W 2 3/4" H 7 1/2"	W 4 5/16" H 10 5/8"
Mtl 1/2" x 1/4"	80/A/1 Wt. 0.73 lbs.	80/A/3 Wt. 0.31 lbs.	80/A/9 Wt. 0.35 lbs.	80/A/10 Wt. 0.48 lbs.	80/A/11 Wt. 0.42 lbs.	80/A/12 Wt. 0.51 lbs.	
Mtl 5/8" x 1/4"		80/A/15 Wt. 0.6 lbs.					80/A/14 Wt. 1 lbs.

Tubular Steel



Art. 650/1

Mtl 1/2" dia.
W 5 1/8" x H 15"
Wt. 0.81 lbs.



Art. 650/2

Mtl 1/2" dia.
W 5 5/16" x H 14 3/16"
Wt. 0.81 lbs.



Art. 650/3

Mtl 1/2" dia.
W 4 3/4" x H 9 1/4"
Wt. 0.74 lbs.



Art. 650/4

Mtl 1/2" dia.
W 5 5/16" x H 10 1/16"
Wt. 0.74 lbs.



Shown: 650/1



Shown: 651/3



Art. 651/4

Mtl 1/2" sq.
W 5 1/8"
H 14 31/32"
Wt. 0.58 lbs.



Art. 651/3

Mtl 1/2" sq.
W 5 5/16"
H 14 3/16"
Wt. 0.57 lbs.



Art. 651/1

Mtl 1/2" sq.
W 4 23/32"
H 9 1/4"
Wt. 0.52 lbs.



Art. 651/2

Mtl 1/2" sq.
W 5 5/16"
H 10 1/16"
Wt. 0.53 lbs.

Art. GD0048

Mtl 9/16" x 1/4"
W 94 1/2"
H 3 15/16"
Wt 8.14 lbs



Art. GD0049

Mtl 1/2" dia.
W 94 1/2"
H 5 1/8"
Wt. 12.79 lbs



Shown: 78/B/4, 80/A/1



Art. 634/8
Mtl 9/16" dia.
W 6 5/16" x H 8 7/8"
Wt. 2.1 lbs.



Art. 84/7
Mtl 3/4" x 1/4"
W 5 2/32" x H 8 7/8"
Wt. 1.6 lbs.



Art. 78/B/4
Mtl 9/16" sq.
W 4 11/32" x H 8 21/32"
Plain
Wt. 2.1 lbs.



Art. GD0050
Mtl 9/16" x 1/4"
W 96 7/16"
H 5 7/8"
Wt. 13.89 lbs



Art. GD0051
Mtl 1/2" sq.
W 98 7/16"
H 3 15/16"
Wt. 14.33 lbs



Art. 658/2
Mtl 1/2" sq.
W 9 1/2" x H 13 13/16"
Wt. 2.42 lbs.



Art. 658/1
Mtl 1/2" sq.
W 9 1/2" x H 15 3/4"
Wt. 2.64 lbs.



**Art. 92/C/4
Left**
Mtl 1/2" x 1/4"
W 4 13/32" x H 20 1/16"
Wt. 1.1 lbs.



**Art. 92/C/5
Right**
Mtl 1/2" x 1/4"
W 4 13/32" x H 20 1/16"
Wt. 1.1 lbs.

Shown: 658/2, 658/1




Art. 658/4
Mtl 1/2" sq.
W 7 7/8" x H 18 1/8"
Wt. 2.64 lbs.

Shown: 24/F/2



Art. 24/F/2
Mtl 1/2" sq.
W 11 13/16" x H 8 21/32"
Wt. 4.36 lbs.



Art. 93/4
Mtl 1/2" x 1/4"
W 9 1/16" x H 13 25/32"
Wt. 1.4 lbs.



Art. 92/B/4
Mtl 1/2" x 1/4"
W 6 9/32" x H 9 27/32"
Wt. 1.5 lbs.



Art. 94/3
Mtl 1/2" x 1/4"
W 5 29/32" x H 7 7/8"
Wt. 0.8 lbs.



Art. 93/1
Mtl 1/2" x 1/4"
W 12 19/32" x H 17 23/32"
Wt. 1.8 lbs.



Art. 93/3
Mtl 1/2" x 1/4"
W 7 7/8" x H 17 23/32"
Wt. 1.7 lbs.



Art. 92/B/3
Mtl 1/2" x 1/4"
W 13 25/32" x H 3 5/32"
Wt. 0.8 lbs.





Art. 64/G/6
Mtl 1/2" x 1/4"
W 2"
H 9 1/16"
Wt. 0.5 lbs.



Art. 64/G/3
Mtl 1/2" x 1/4"
W 4 1/8"
H 5 29/32"
Wt. 0.5 lbs.



Art. 64/G/4
Mtl 1/2" x 1/4"
W 2 3/8"
H 4 1/8"
Wt. 0.3 lbs.



Art. 64/G/5
Mtl 1/2" x 1/4"
W 2 3/8"
H 4 1/8"
Wt. 0.3 lbs.



Art. 94/C/2
Mtl 1/8" dia.
W 6 11/16"
H 5 1/2"
Wt. 0.2 lbs.

i See page 23
Art.1653/1
Art.1652/1



Art. 94/C/1
Mtl 1/8" dia.
W 5 1/8"
H 3 15/16"
Wt. 0.2 lbs.

Shown: 64/G/6, 94/C/1, 94/C/2, 94/C/3, 94/C/4



Art. 94/C/3
Mtl 3/8" dia.
W 4 11/32"
H 6 11/16"
Wt. 0.6 lbs.



Art. 94/C/4
Mtl 3/8" dia.
W 4 11/32"
H 6 11/16"
Wt. 0.6 lbs.



Art. 94/C/5
Mtl 3/8" dia.
W 7 1/2" x H 10 5/8"
Wt. 1.0 lbs.



Art. 94/C/6
Mtl 3/8" dia.
W 7 1/2" x H 10 5/8"
Wt. 1.0 lbs.



Art. GD0033
Mtl 5/8" x 3/8"
W 3 15/16" approx.
H 5 1/8" approx.
Wt. 0.8 lbs.



Art. GD0022/SX
Mtl 3/4" x 3/8"
W 3 15/16" approx.
H 9 9/16" approx.
Wt. 1.5 lbs.



Art. GD0022/DX
Mtl 3/4" x 3/8"
W 3 15/16" approx.
H 9 9/16" approx.
Wt. 1.5 lbs.



Art. GD0034
Mtl 5/8" x 3/8"
W 12 1/4" approx.
H 9 7/16" approx.
Wt. 1.9 lbs.



Art. GD0032
Mtl 5/8" x 3/8"
W 9 1/16" approx.
H 6 7/8" approx.
Wt. 2.4 lbs.

Art. GD0023/SX
Mtl 5/8" x 3/8"
W 3 15/16" approx.
H 9 9/16" approx.
Wt. 1.2 lbs.

Art. GD0023/DX
Mtl 5/8" x 3/8"
W 3 15/16" approx.
H 9 9/16" approx.
Wt. 1.2 lbs.



Art. GD0028
Mtl 5/8" x 3/8"
W 3 15/16" approx.
H 8 27/32" approx.
Wt. 1.5 lbs.



Art. GD0027
Mtl 5/8" x 5/16"
W 3 15/16" approx.
H 9 27/32" approx.
Wt. 1.65 lbs.



Art. 630/1
Mtl 3/4" x 3/8" sq.
W 4 1/2" x H 13 3/16"
Wt. 3.04 lbs.



Art. 630/3
Mtl 3/4" x 3/8" sq.
W 4 1/2" x H 10 1/4"
Wt. 2.73 lbs.



Art. 630/4
Mtl 3/4" x 3/8" sq.
W 4 3/4" x H 7 1/2"
Wt. 3.75 lbs.



Art. GD0024
Mtl 5/8" x 3/8"
W 3 15/16" approx.
H 2 61/64" approx.
Wt. 0.66 lbs.



Art. GD0035
Mtl 5/8" x 3/8"
W 1 3/16" approx.
H x 6 7/8" approx.
Wt. 0.4 lbs.



Art. 630/5
Mtl 3/4" x 3/8" sq.
W 3 15/16" x H 4 3/4"
Wt. 1.21 lbs.



Art. 630/6
Mtl 3/4" x 3/8" sq.
W 3 1/8" x H 5 1/8"
Wt. 1.06 lbs.



Art. GD0026
Mtl 5/8" x 5/16"
W 8 27/32" approx.
H 2 3/4" approx.
Wt. 1.0 lbs.

Art. GD0025
Mtl 3/4" x 5/16"
W 3 15/16" approx.
H 2 61/64" approx.
Wt. 0.88 lbs.



Art. 1144/3
Mtl 1/2" sq.
W 5 23/32"
H 13 25/32"
Wt. 2.8 lbs.



Art. 1144/5
Mtl 1/2" sq.
W 6 11/16"
H 13 3/16"
Wt. 2.5 lbs.



Art. 1144/6
Mtl 1/2" sq.
W 6 5/16"
H 10 5/8"
Wt. 2.2 lbs.



Art. 1144/4
Mtl 1/2" sq.
W 4 1/8"
H 8 7/8"
Wt. 1.5 lbs.




Art. 1144/2
Mtl 1/2" sq.
W 3 3/4"
H 7 9/32"
Wt. 1.5 lbs.



Art. 1145/3
Mtl 1/2" sq.
W 12 13/32" x H 6 11/16"
Wt. 2.38 lbs.



Art. 1144/1
Mtl 1/2" sq.
W 4 23/32"
H 8 7/16"
Wt. 2.5 lbs.



Art. 1143/2
Mtl 1/2" sq.
W 7 9/32" x H 11 13/16"
Wt. 3.04 lbs.



Art. 1143/1
Mtl 1/2" sq.
W 8 15/32" x H 7 1/2"
Wt. 3.96 lbs.



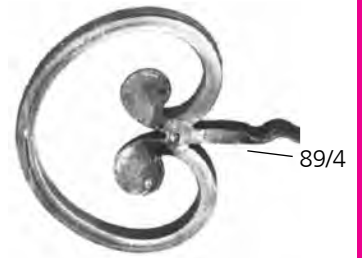
Art. 73/1
Mtl 5/16" sq.
W 4 11/32" x H 11 13/16"
Wt. 1.0 lbs.



Art. 73/2
Mtl 5/16" sq.
W 4 11/32" x H 9 1/16"
Wt. 0.6 lbs.



Art. 73/3
Mtl 5/16" sq.
W 3 17/32" x H 7 3/32"
Wt. 0.5 lbs.



Art. 89/2
Mtl 5/16" sq.
W 4 15/16" x H 4 17/32"
Wt. 0.5 lbs.



Art. 635/1
Mtl 1/2" sq.
W 4 15/16"
H 17 23/32"
Wt. 1.9 lbs.



Art. 635/2
Mtl 1/2" sq.
W 6 1/8"
H 15 11/32"
Wt. 2.04 lbs.





Art. 1295/1
Mtl 1/2" dia.
W 4 3/4"
H 14 3/16"
Wt. 2.1 lbs.



Art. 1295/2
Mtl 1/2" dia.
W 4 3/4"
H 14 3/16"
Wt. 1.8 lbs.



Art. 1295/3
Mtl 1/2" dia.
W 4 3/4"
H 11 7/16"
Wt. 1.7 lbs.



Art. 1295/4
Mtl 1/2" dia.
W 4 3/4"
H 8 21/32"
Wt. 1.4 lbs.



Art. 1295/5
Mtl 1/2" dia.
W 4 17/32"
H 10 1/32"
Wt. 1.83 lbs.



Art. 635/3
Mtl 1/2" sq.
W 4 11/32" x H 14 9/16"
Wt. 1.73 lbs.



Art. 625/3



Art. 635/4
Mtl 1/2" sq.
W 3 3/4" x H 11 7/16"
Wt. 1.33 lbs.



Art. 1295/6
Mtl 1/2" dia.
W 3 9/16"
H 7 3/32"
Wt. 1.23 lbs.



Art. 1295/7
Mtl 1/2" dia.
W 2 3/8"
H 4 17/32"
Wt. 0.73 lbs.



Shown: 1296/12




Art. 1296/12
Mtl 1/2" dia.
W 3 9/16"
H 5 5/16"
Wt. 0.81 lbs.



Art. 600/4
Hammered Mtl



Art. 1296/13
Mtl 1/2" dia.
W 2 3/4"
H 4 11/32"
Wt. 0.7 lbs.



ROSETTES

Quick Reference # 8



Art. 33/2
Mtl 1/2" x 1/4"
H 9 13/16"
W 9 13/16"
Wt. 2.6 lbs.



Art. 33/3
Mtl 5/8" x 3/16"
H 9 13/16"
W 9 13/16"
Wt. 2.4 lbs.




Art. 1665/16
Mtl 9/16" sq.
W 7 7/8" x H 15 1/4"
Wt. 5.7 lbs.

Shown: 33/2




Shown: 33/1



Art. 19/3
Mtl 5/16" sq.
9 13/16" dia.
Wt. 2.2 lbs.



Art. 33/1
Mtl 1/2" x 1/4"
9 13/16" dia.
Wt. 2.4 lbs.



Art. NEW0009
 Mtl 5/8" x 1/4" sq.
 W 10 1/4" x H 20 9/32"
 Wt. 6.3 lbs.



Art. NEW0010
 Mtl 5/8" x 1/4" sq.
 W 10 1/4" x H 20 9/32"
 Wt. 6.6 lbs.



Art. GD268/1
 Mtl 9/16" x 5/16"
 19 11/16" dia
 Wt. 11.5 lbs.



Art. 1665/18
 Mtl 9/16" sq.
 W 7 7/8" x H 13 13/32"
 Wt. 5.32 lbs.




Art. NEW0016
 Mtl 5/8" x 1/4" sq.
 W 6 29/32" x H 20 3/32"
 Wt. 3.52 lbs.




Floral Element 116/A/4




Art. 1667/3
Mtl 9/16" x 5/16" sq.
27" dia.
Wt. 19.8 lbs.



Rosettes on both sides



Art. GD151/2
Mtl 9/16" x 5/16" sq.
W 30 5/16" x H 21 21/32"
Wt. 17.8 lbs.

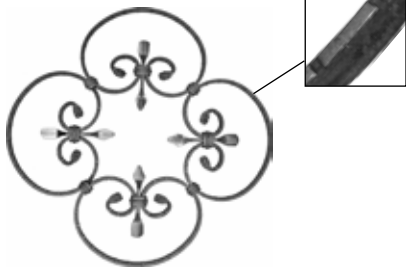


Art. 1667/2
Mtl 9/16" x 5/16" sq.
23 1/4" dia.
Wt. 12.1 lbs.



Shown: 1667/3

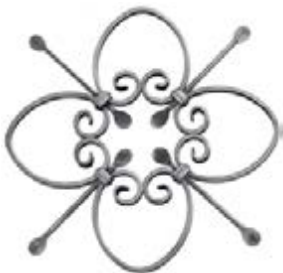
Shown: 1009/2



Art. 24/2
Mtl 3/8" x 3/16"
15" dia.
Wt. 3.3 lbs.




Art. 1009/1
Mtl 1/2" x 1/4"
14 3/16" dia.
Wt. 2.7 lbs.



Art. 1009/2
Mtl 1/2" x 1/4"
16 15/16" dia.
Wt. 3.5 lbs.



Art. 1010/1
Mtl 1/2" sq.
19 5/16" dia.
Wt. 8.3 lbs.




Art. 1010/2
Mtl 1/2" sq.
17 17/32" dia.
Wt. 6.6 lbs.




Art. 1019/2
Mtl 1/2" sq.
Mtl 9 13/32" dia.
Wt. 2.14 lbs.



Mtl - 118/17




Art. 24/3
Mtl 1/2" sq.
23 5/8" dia.
Wt. 13 lbs.



Shown: 24/3


Items 17/1 and 17/2 are identical except for the collar material which covers the weld points



Art. 17/1
Mtl 5/16" sq.
9 27/32" dia.
Wt. 2 lbs.



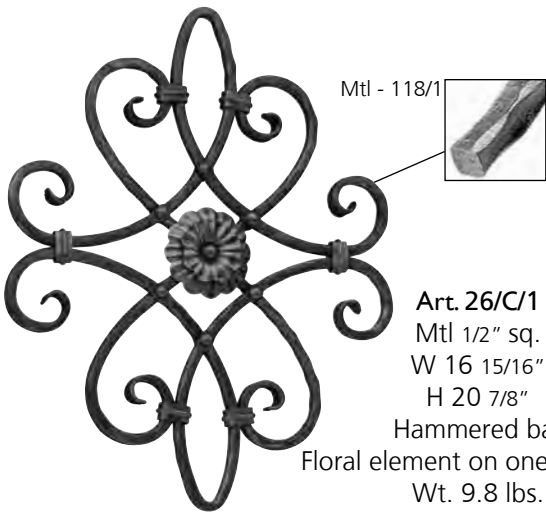
Art. 17/2
Mtl 5/16" sq.
9 27/32" dia.
Wt. 1.7 lbs.



Art. 23/1
Mtl 3/8" x 3/16"
9 27/32" dia.
Wt. 1.7 lbs.



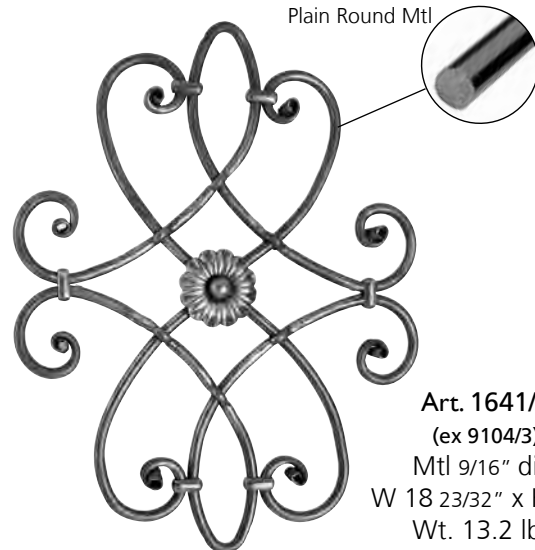
Art. 23/2
Mtl 4/5" x 4/25"
9 27/32" dia.
Wt. 2.3 lbs.




Mtl - 118/1




Art. 26/C/1
Mtl 1/2" sq.
W 16 15/16"
H 20 7/8"
Hammered bar
Floral element on one side only
Wt. 9.8 lbs.




Plain Round Mtl




Art. 1641/1
(ex 9104/3)
Mtl 9/16" dia.
W 18 23/32" x H 24"
Wt. 13.2 lbs.




Art. 24/1
Mtl 3/8" x 3/16"
15" dia.
Wt. 3.3 lbs.




Art. 24/B/1
Mtl 1/2" x 1/4"
18 1/8" dia.
Wt. 4.4 lbs.




Art. 446/4
Mtl 9/16" dia.
22 1/4" dia.
Floral element on
one side only
Wt. 12.54 lbs.



Art. 451/1
Mtl 5/16" sq.
22 21/32" dia.
Wt. 6.4 lbs.




Mtl - 626/11




Art. 1011/2
Mtl 1/2" sq.
24 1/32" dia.
Wt. 10.1 lbs.

Mtl - 1370/13




Art. 1011/3
Mtl 1/2" sq.
21 7/8" dia.
Wt. 10.8 lbs.



Art. 1011/1
Mtl 3/8" dia.
17 5/16" dia.
Wt. 5.7 lbs.





Art. 1014/2
Mtl 1/2" dia.
Mtl 10 5/8" dia.
Wt. 3.4 lbs.




Art. 1012/1
Mtl 1/2" dia.
22 1/16" dia.
Wt. 11.44 lbs.

Sq Mtl - 623/5



Art. 1012/2
Mtl 1/2" sq.
23 3/4" dia.
Wt. 13.5 lbs.




Art. 1028/2
Mtl 1/2" sq.
24 13/16" dia.
Wt. 16.1 lbs.



Shown: 1028/2



Art. 1017/3
Mtl 1/2" dia.
Mtl 8 21/32" dia.
Wt. 3.32 lbs.



Art. 1017/4
Mtl 1/2" dia.
Mtl 10 27/32" dia.
Wt. 2.81 lbs.



Art. 1028/1
Mtl 1/2" sq.
16 17/32" dia.
Wt. 8.65 lbs.




Art. 460/1
Mtl 1/2" sq.
W 18 1/8" x H 21 21/32"
Wt. 11 lbs.



Art. 52/H/3
Mtl 1/2" x 1/4"
W 4 3/4" x H 11 13/16"
Wt. 1.2 lbs.



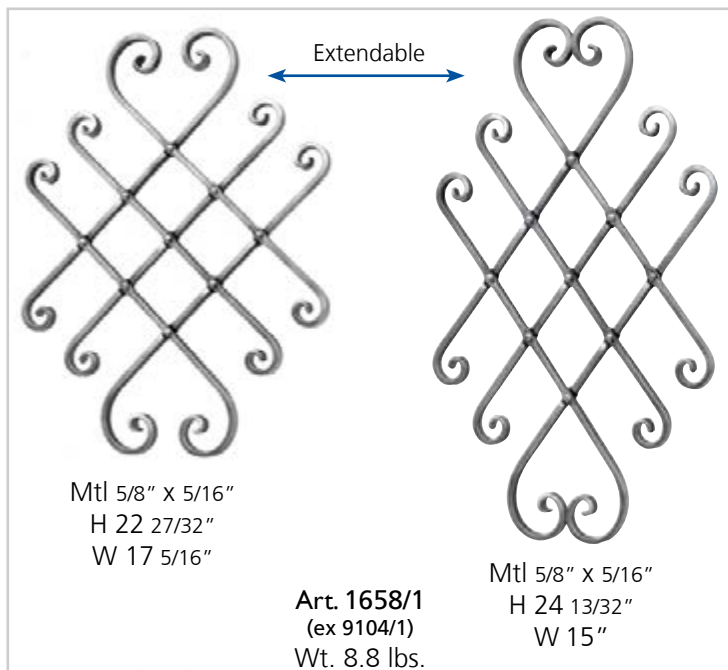
Shown: 1017/4



Art. 1657/1
(ex 9104/2)
Mtl 5/8" x 5/16"
W 16 5/32" x H 15 3/4"
Wt. 6.6 lbs.




Art. 1657/4
(ex 9104/5)
Mtl 5/8" x 5/16"
W 15 3/4" x H 22 21/32"
Wt. 8.8 lbs.



Mtl 5/8" x 5/16"
H 22 27/32"
W 17 5/16"

Art. 1658/1
(ex 9104/1)
Wt. 8.8 lbs.



Mtl 5/8" x 5/16"
H 24 13/32"
W 15"



Shown: 1658/1



Art. 1013/1
Mtl 1/2" dia.
11 5/8" dia.
Wt. 5.3 lbs.



Art. 1013/2
Mtl 1/2" sq.
11 5/8" dia.
Wt. 6.6 lbs.



Art. 1652/1
(ex 9104/6)
Mtl 1/2" x 1/4"
9 27/32" dia.
Wt. 1.8 lbs.



Art. 1653/1
(ex 9104/7)
Mtl 1/2" x 1/4"
9 27/32" dia.
Wt. 1.9 lbs.



Art. 1653/2
(ex 9104/8)
Mtl 1/2" x 1/4"
9 27/32" dia.
Wt. 1.6 lbs.



Art. 1652/5
(ex 9104/8)
Mtl 1/2" x 1/4"
9 27/32" dia.
Wt. 2.31 lbs.



Art. 1659/1
(ex 9104/4)
Mtl 9/16" sq.
17 23/32" dia.
Wt. 15 lbs.



Shown: 1659/1



Art. 1010/3
Mtl 1/2" sq.
11 7/16" dia.
Wt. 4.4 lbs.




Shown: 679/2



Art. 720/1
Mtl 9/16"
W 20 1/4" x H 26 3/8"
Wt. 15.4 lbs.



Art. 140/I/3
Mtl 5/32"
H 2 11/16"
Wt. 0.9 lbs



Art. 679/2
Mtl 1/2" dia.
W 32 5/8" x H 32 5/8"
Wt. 15.8 lbs.



Art. 719/1
Mtl 9/16"
W 20 1/4" x H 26 3/8"
Wt. 15 lbs.



Shown: 679/1, 685/4



Art. 720/2
Mtl 1/2" x 1/4"
16 11/32" dia.
Wt. 5.7 lbs.



Art. 679/1
Mtl 1/2" dia.
W 18" x H 18"
Wt. 7.6 lbs.



Art. 679/3
Mtl 1/2" dia.
W 24 13/16"
H 24 13/16"
Wt. 12.14 lbs.




Art. 480/1
Mtl 1/2" sq.
W 26" x H 26"
Wt. 23 lbs.

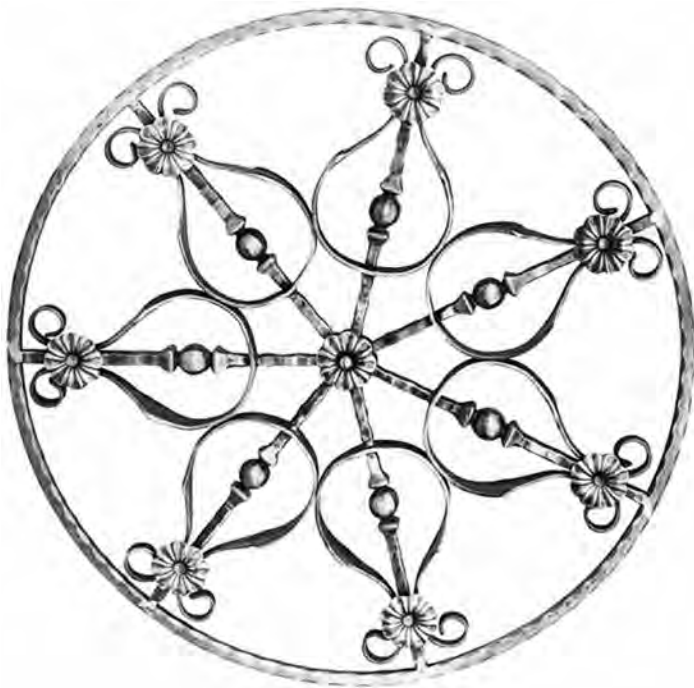


Art. 719/2
Mtl 5/8" x 5/16"
W 25 3/16" x H 27 15/16"
Wt. 15.8 lbs.
single sides

Shown: 1668/2




Art. 1668/2
Mtl 9/16" x 5/16" sq.
20 11/16" dia.
Wt. 11.22 lbs.



Art. 718/1
Mtl 9/16" sq.
28 15/16" dia.
Wt. 28.6 lbs.

Shown: 718/1





SNAP-ONS

Quick Reference # 8

Unbreakable Snap-Ons for 1/2" bar or tube

New Items


Steel snap-ons add elegance and style to even the simplest design. They will not break like cast iron. Also, the coatings or patinas are equally applied to all of the steel components.



Art. 35/1
Mtl 1/2" x 1/4"
W 8 1/16" x H 17 1/2"
Wt. 2.7 lbs.



Art. 35/2
Mtl 1/2" x 1/4"
W 7 7/8" x H 13 9/16"
Wt. 2.1 lbs.

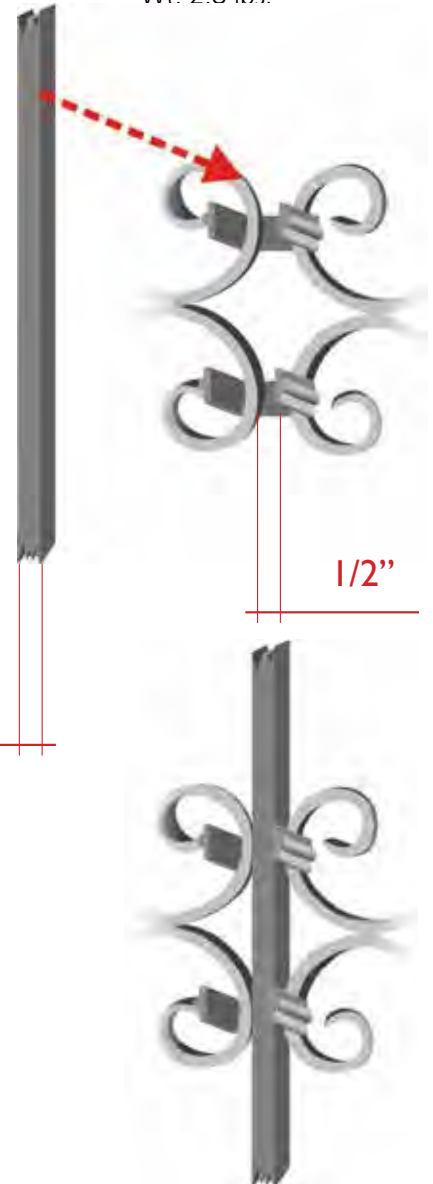


Art. 36/1
Mtl 1/2" x 1/4"
W 8 11/16" x H 9 27/32"
Wt. 1.7 lbs.



Art. 36/2
Mtl 1/2" x 1/4"
W 9 1/16" x H 15"
Wt. 2.8 lbs.

Shown: 36/2, 36/1



SNAP-ONS

Shown: 37/1, 37/2, 37/3



Art. 37/1
Mtl 1/2" x 1/4"
H 17 5/16"
W 6 5/16"
Wt. 3 lbs.

Shown: 583/3



Art. 37/2
Mtl 1/2" x 1/4"
W 7 7/8" x H 16 9/16"
Wt. 3 lbs.



Art. 37/3
Mtl 1/2" x 1/4"
W 3 3/4" x H 3 3/4"
Wt. 0.6 lbs.




Art. 583/3
Mtl 1/2" x 1/4"
W 5 11/16" x H 4 3/4"
Wt. 0.8 lbs.

Shown: 35/2



SNAP-ONS



PANELS

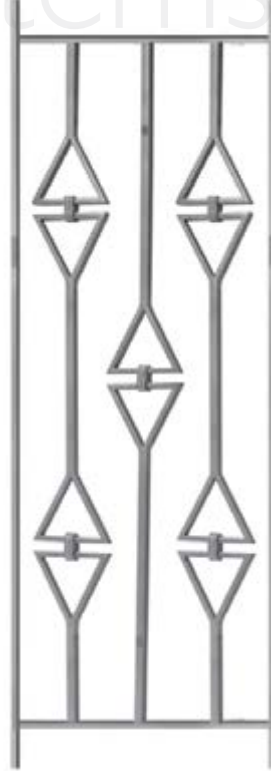
Quick Reference # 8




Art. GD181/1
Mtl 9/16" sq.
W 5 1/8"
H 39 3/8"
Wt. 4.3 lbs.



Art. GD181/2
Mtl 9/16" sq.
W 5 1/8"
H 39 3/8"
Wt. 5 lbs.



Art. GD181/3
Mtl 9/16" x 5/16"
W 15 3/4"
H 39 3/8"
Wt. 17 lbs.



Art. 1038/2
Mtl 9/16" sq
W 20"
H 22 1/32"
Plain
Wt. 9.2 lbs.



Art. GD286/1
Mtl 9/16" sq.
W 26 3/8"
H 31 5/16"
Wt. 18 lbs.



Art. 1050/4
Mtl 1/2" dia.
W 10 7/16"
H 25 3/16"
Wt. 4.6 lbs.



Art. 1310/1
Mtl 9/16" dia.
W 6 1/8"
H 39 3/8"
Wt. 4 lbs.




Art. 88/C/2
Mtl 3/4" x 1/4"
W 9 1/4" x
H 28 11/32"
Wt. 3.3 lbs.




Art. 540/1
Mtl 1/2" dia.
W 9 7/8" x
H 28 11/32"
Wt. 3.4 lbs.

New Items



Art. GD289/1
 Mtl 1/2" sq.
 W 47 1/4"
 H 39 3/8"
 Wt. 39.9 lbs.



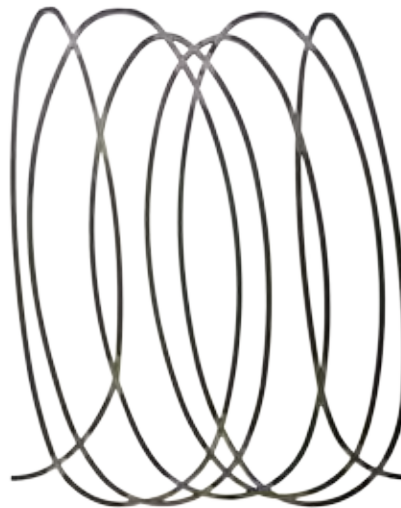
Art. GD294/2
 Mtl 1/2" sq.
 W 47 1/4"
 H 39 3/8"
 Wt. 31.8 lbs.



PANELS



Art. GD291/1
 Mtl 1/2" sq.
 W 35 7/16"
 H 39 3/8"
 Wt. 34.6 lbs.




Art. GD300/2
 Mtl 1/2" sq.
 W 29 1/2"
 H 38 3/8"
 Wt. 34.2 lbs.

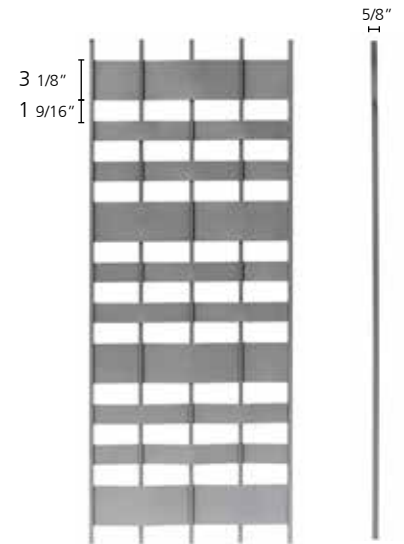
Shown: GD291/1



New Items



Art. GD302/3
 Mtl 5/16" x 5/8"
 W 31 13/16"
 H 39 3/8"
 Wt. 18.4 lbs.

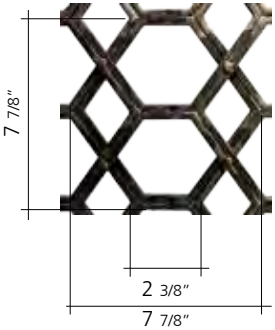




Art. GD303/3
 Mtl 5/16" x 5/8"
 W 16 1/16"
 H 39 3/8"
 Wt. 11 lbs.



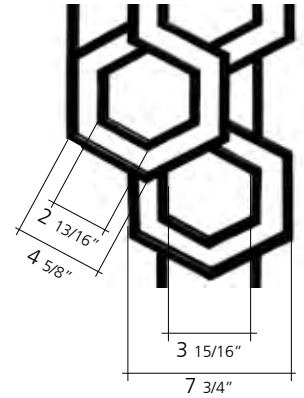
PANELS

New Items



Art. GD299/1
Mtl 5/16" sq.
W 33 7/16"
H 39 3/8"
Wt. 40 lbs.

Art. GD301/1
Mtl 1/2" sq.
W 34 1/16"
H 39 3/8"
Wt. 38 lbs.



Art. GD291/2
Mtl 1/2" sq.
W 34 1/16"
H 39 3/8"
Wt. 35 lbs.



PANELS



Art. 1046/1
Mtl 1/2" sq.
W 9 27/32"
H 35 7/16"
Wt. 9.2 lbs.

Art. 1046/2
Mtl 1/2" sq.
W 7 7/8"
H 35 7/16"
Wt. 6.6 lbs.

Art. 1043/1
Mtl 1/2" sq.
W 8 9/32"
H 40 9/16"
Wt. 7.7 lbs.

Art. 1043/2
Mtl 1/2" sq.
W 19 5/16"
H 40 9/16"
Wt. 15 lbs.


Art. GD0046
Mtl 9/16" dia.
W 10" x H 34 5/8"
Wt. 10.80 lbs.

Art. GD0045
Mtl 9/16" dia.
W 10" x H 31 7/8"
Wt. 9.90 lbs.

Shown: 1046/2




Large Panels



Art. 1038/1
 Mtl 9/16"
 W 20 25/32"
 H 42 1/2"
 Plain
 Wt. 18.7 lbs.



Art. 1039/1
 Mtl 9/16" sq
 W 22 7/16"
 H 30"
 Wt. 18.7 lbs.



Art. 1038/2
 Mtl 9/16" sq
 W 20"
 H 22 1/32"
 Plain
 Wt. 9.2 lbs.

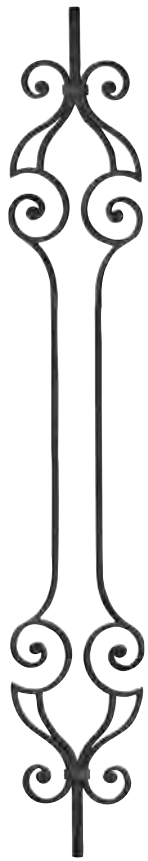


Art. GD286/1
 Mtl 9/16" sq.
 W 26 3/8"
 H 31 5/16"
 Wt. 18 lbs.



Shown: 1038/1, 1038/2, 1039/1

Shown: GD150/2



Art. GD150/2
Mtl 9/16" sq.
W 8 3/32" x H 39 3/8"
Wt. 8.8 lbs.



Art. GD150/3
Mtl 9/16" sq.
W 7 1/2" x H 39 3/8"
Wt. 8.14 lbs.




Art. GD151/1
Mtl 9/16" sq.
W 8 3/32" x H 39 3/8"
Wt. 8.5 lbs.

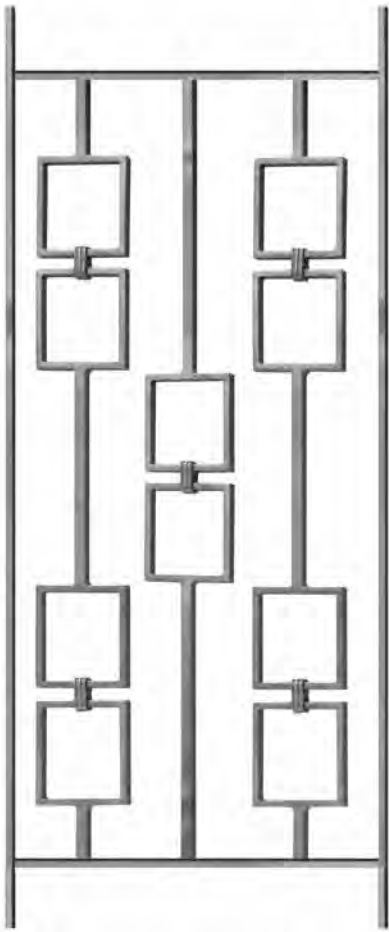
Art. GD76/1
Mtl 1" sq.
W 19 11/16" x H 39 3/8"
Wt. 23.1 lbs.



Art. GD76/2
Mtl 1" sq.
W 19 11/16" x H 27 9/16"
Wt. 15.4 lbs.



PANELS



Art. GD183/1
 Mtl 9/16" x 5/16" rect.
 W 15 3/4" x H 39 3/8"
 Wt. 17.38 lbs.



Art. GD184/1
 Mtl 9/16" sq.
 W 4 17/32" x H 39 3/8"
 Wt. 5.10 lbs.



Art. GD184/2
 Mtl 9/16" sq.
 W 4 17/32" x H 39 3/8"
 Wt. 6.02 lbs.

Shown: GD 184/1, GD184/2




Shown: GD99/1




Art. GD99/1
Mtl 5/8" x 5/16"
W 16 9/16" x H 39 3/8"
Wt. 22.9 lbs




Art. GD175/7
Mtl 9/16" x 5/16"
W 7 7/8" x H 39 3/8"
Wt. 8.4 lbs



Art. GD245/1
Mtl 9/16" x 5/16"
W 13" x H 39 3/8"
Wt. 13.6 lbs



Art. GD245/2
Mtl 9/16" x 5/16"
W 13" x H 39 3/8"
Wt. 14.3 lbs

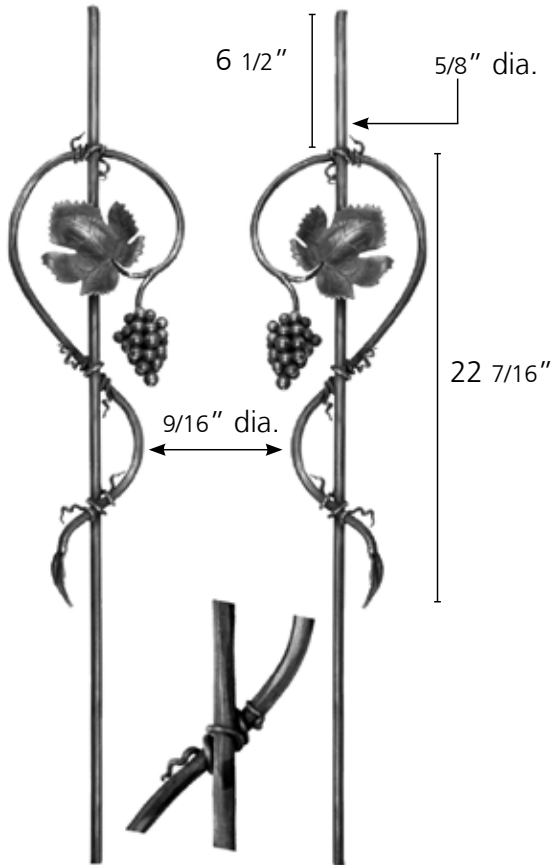


Tree bark effect -
Art. 599/2

Art. 485/1
Mtl 3/8" dia.
W 14 9/16" x H 35 7/16"
Wt. 11.24 lbs



Shown: 485/1



Art. GD0039 left **Art. GD0040 right**
Mtl 5/8" dia.
W 8 11/16" x H 45 1/4"
Wt. 8.0 lbs.



Art. 1670/2
Mtl 1/2" x 1/4"
W 13 25/32" x H 34 1/4"
Wt. 7.3 lbs




Art. 1671/6
Mtl 1/2" x 1/4"
W 7 11/16" x H 17 1/8"
Wt. 2.7 lbs



Art. 63/3
Mtl 13/16" x 3/16"
W 9 1/4" x H 32 1/4"
Wt. 7 lbs

Shown: GD0041




Art. GD0041
Mtl 5/8" sq.
W 47 1/4" x H 33 7/8"
Wt. 42.64 lbs.



Art. GD0042
Mtl 5/8" sq.
W 59 13/16" x H 33 7/8"
Wt. 47.62 lbs.

Shown: GD0041



Art. GD0043
Mtl 5/8" x 5/16"
H 37 13/16"
W 11 13/16"
Wt. 9.41 lbs.




Art. GD0044
Mtl 5/8" x 5/16" sq.
W 26" x H 29 15/16"
Wt. 21.10 lbs.




Art. GD0036
Mtl 5/8" x 5/16" sq.
W 12 3/16"
H 31 7/8"
Wt. 9.66 lbs.



Art. GD0047
Mtl 5/8" x 5/16"
H 41 3/4"
W 11 13/16"
Wt. 10.18 lbs.



Art. GD0037
Mtl 5/8" x 5/16" sq.
W 27 15/16"
H 49 5/8"
Wt. 28.50 lbs.




Art. GD0038
Mtl 5/8" x 5/16" sq.
W 27 15/16"
H 35 7/16"
Wt. 27.56 lbs.

Shown: 464/2




Basket Art. 159/3

Art. 464/1
Mtl 1/2" sq.
W 9 1/16" x H 35 7/16"
Wt. 7.2 lbs.



Art. 464/2
Mtl 1/2" sq.
W 9 1/16" x H 35 7/16"
Wt. 6.7 lbs.




Flower Art. 697/4

Art. 464/3
Mtl 1/2" sq.
W 9 1/16" x H 35 7/16"
Wt. 7.2 lbs.



Art. 464/4
Mtl 1/2" sq.
W 9 1/16" x H 35 7/16"
Wt. 6.7 lbs.



Art. GD39/1
Mtl 1/2" dia.
W 7 7/8" x H 39 3/8"
Wt. 6.3 lbs.



Art. GD39/2
Mtl 1/2" dia.
W 2 23/64" x H 39 3/8"
Wt. 5.6 lbs.



Art. GD39/3
Mtl 1/2" dia.
W 7 1/2" x H 39 3/8"
Wt. 5.13 lbs.




Art. GD41/2
Mtl 1/2" dia.
W 5 1/8" x H 39 3/8"
Wt. 5.1 lbs.


Shown:GD41/2



Hollow spheres 1 3/16" dia.



Shown: 1670/1




Plain

Art. 1670/1
(ex 8021/1)
Mtl 1/2" x 1/4"
W 14 3/16"
H 39 3/8"
Wt. 8.4 lbs.




Hammered

Art. 1671/3
(ex 8021/3)
Mtl 1/2" x 1/4"
W 13 25/32"
H 34 1/4"
Wt. 7.3 lbs.



Plain

Art. 52/1
Mtl 1/2" x 1/4"
W 13 3/4"
H 34 1/4"
Wt. 5.5 lbs.



Plain

Art. 52/E/5
Mtl 1/2" x 1/2"
W 11 13/16"
H 35 7/16"
Wt. 10.2 lbs.

Shown: 541/2




Art. 541/1
Mtl 1/2" x 1/2"
W 13 13/32"
H 35 7/16"
Wt. 11.4 lbs.

Hammered




Art. 1671/1
Mtl 1/2" x 1/2"
W 13 13/32"
H 35 7/16"
Wt. 11 lbs.

Hammered



Art. 541/2
Mtl 9/16" dia.
W 13 13/32"
H 35 7/16"
Wt. 11 lbs.



Art. 1671/2
Mtl 1/2" dia.
W 13 13/32"
H 35 7/16"
Wt. 9 lbs.



Art. 1051/5
Mtl 1/2" x 1/4"
W 7 9/32"
H 23 5/8"
Wt. 3.52 lbs.

Art. 1051/4
Mtl 1/2" x 1/4"
W 5 29/32"
H 15 3/4"
Wt. 2.2 lbs.



Ornate Floral Panels



left
Art. 685/3
Mtl 1/2" dia.
W 9 15/32"
H 23 1/4"
Wt. 5 lbs.



right
Art. 685/4
Mtl 1/2" dia.
W 9 15/32"
H 23 1/4"
Wt. 5 lbs.



left
Art. 685/5
Mtl 1/2" dia.
W 14 3/16"
H 31 29/32"
Wt. 9.02 lbs.



right
Art. 685/6
Mtl 1/2" dia.
W 14 3/16"
H 31 29/32"
Wt. 9.02 lbs.



left
Art. 681/1
Mtl 5/8" x 5/16"
W 10 5/8"
H 23 5/8"
Wt. 7.2 lbs.
Grooved



right
Art. 681/2
Mtl 5/8" x 5/16"
W 10 5/8"
H 23 5/8"
Wt. 7.2 lbs.
Grooved



left
Art. 681/4
Mtl 5/8" x 5/16"
W 12 19/32"
H 29 1/8"
Wt. 11 lbs.
Grooved



right
Art. 681/3
Mtl 5/8" x 5/16"
W 12 19/32"
H 29 1/8"
Wt. 11 lbs.
Grooved



Art. 687/3
Mtl 1/2" dia.
W 4 3/4" x H 6 11/16"
Wt. 1.3 lbs.
Grooved



Art. 687/6
Mtl 1/2" dia.
W 4 3/4" x H 6 11/16"
Wt. 1.3 lbs.
Grooved



Art. 682/10
Mtl 5/8" x 5/16"
W 11 13/16" x H 15 3/4"
Wt. 3.3 lbs.
Grooved



Art. 682/11
Mtl 5/8" x 5/16"
W 11 13/16" x H 15 3/4"
Wt. 3.3 lbs.
Grooved



left
Art. 681/5
Mtl 5/8" x 5/16"
W 9 15/32" x H 11 13/16"
Wt. 3 lbs.
Grooved



left
Art. 681/7
Mtl 5/8" x 5/16"
W 13" x H 16 5/16"
Wt. 4.7 lbs.
Grooved



right
Art. 681/8
Mtl 5/8" x 5/16"
W 13" x H 16 5/16"
Wt. 4.7 lbs.
Grooved



right
Art. 681/6
Mtl 5/8" x 5/16"
W 9 15/32" x H 11 13/16"
Wt. 3 lbs.
Grooved



left
Art. 682/1
Mtl 5/8" x 5/16"
W 9 15/32" x H 18 1/8"
Wt. 3.5 lbs.
Grooved



right
Art. 682/2
Mtl 5/8" x 5/16"
W 9 15/32" x H 18 1/8"
Wt. 3.5 lbs.
Grooved



Ornate Floral Panels



left
Art. 94/C/12
 Mtl 1/2" dia.
 W 13"
 H 14 5/16"
 Wt. 3.5 lbs.



right
Art. 94/C/11
 Mtl 1/2" dia.
 W 13"
 H 14 5/16"
 Wt. 3.5 lbs.

left
Art. 94/E/3
 Mtl 1/2" dia.
 W 12 7/32"
 H 21 1/4"
 Wt. 3 lbs.



right
Art. 94/E/4
 Mtl 1/2" dia.
 W 12 7/32"
 H 21 1/4"
 Wt. 3 lbs.



left
Art. 94/E/6
 Mtl 1/2" dia.
 W 16 5/32"
 H 24 13/32"
 Wt. 4.4 lbs.



right
Art. 94/E/5
 Mtl 1/2" dia.
 W 16 5/32"
 H 24 13/32"
 Wt. 4.4 lbs.



left
Art. 94/E/2
 Mtl 1/2" dia.
 W 17 5/16"
 H 18 1/8"
 Wt. 4.9 lbs.



right
Art. 94/E/1
 Mtl 1/2" dia.
 W 17 5/16"
 H 18 1/8"
 Wt. 4.9 lbs.



Shown: 94/C/12, 94/E/3

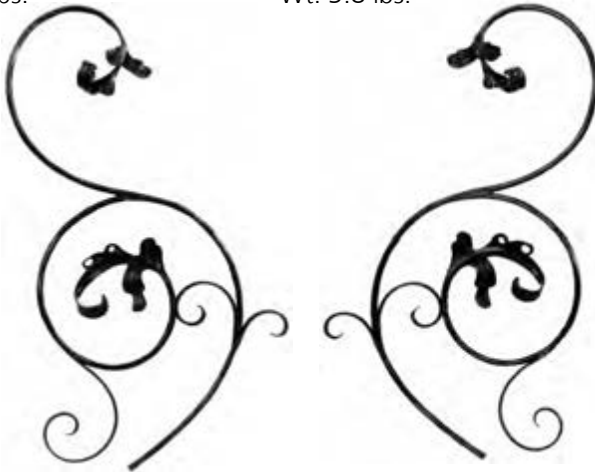
Shown: 94/C/12, 94/E/3



left
Art. 94/F/1
Mtl 1/2" dia.
W 12 19/32"
H 27 3/16"
Wt. 3.8 lbs.



right
Art. 94/F/2
Mtl 1/2" dia.
W 12 19/32"
H 27 3/16"
Wt. 3.8 lbs.



left
Art. 94/F/3
Mtl 1/2" dia.
W 19 5/16"
H 31 1/2"
Wt. 5.5 lbs.



right
Art. 94/F/4
Mtl 1/2" dia.
W 19 5/16"
H 31 1/2"
Wt. 5.5 lbs.




left
Art. 94/F/5
Mtl 1/2" dia.
W 16 17/32"
H 38 3/16"
Wt. 6.1 lbs.



right
Art. 94/F/6
Mtl 1/2" dia.
W 16 17/32"
H 38 3/16"
Wt. 6.1 lbs.



Large Panels



Art. 715/2
Mtl 1/2" dia.
W 22 7/8"
H 34 5/8"
Hammered
Wt. 14.0 lbs.

Art. 715/1
Mtl 1/2" dia.
W 22 7/8"
H 34 5/8"
Hammered
Wt. 14.0 lbs.

Shown: 715/1, 715/2



PANELS



Art. GD61/1
Mtl 1/2" sq.
W 16 7/8"
H 39 3/8"
Wt. 23.8 lbs.



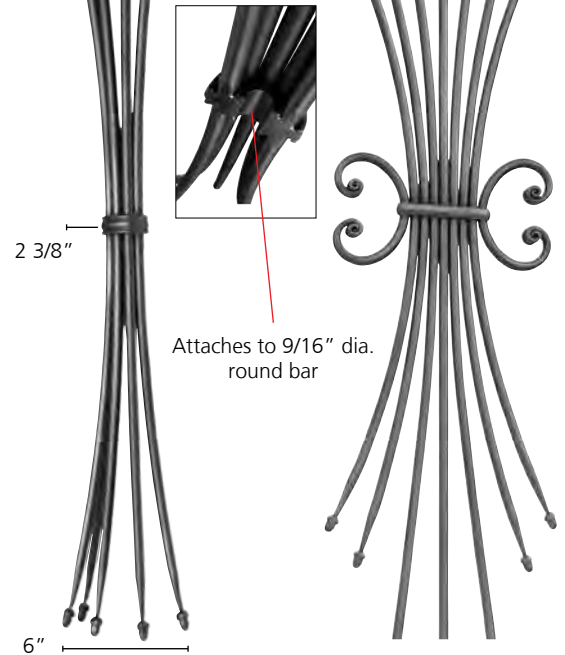
Art. GD58/1
Mtl 1/2" sq.
W 27"
H 39 3/8"
Wt. 22 lbs.



Art. GD212/1
Mtl 1/2" sq.
W 16 1/2"
H 39 3/8"
Wt. 21.6 lbs.



Shown: GD255/1



Art. GD253/1
Mtl 1/2" dia.
W 6"
H 39 3/8"
Wt. 8.2 lbs.

Art. GD255/1
Mtl 1/2" dia.
W 11 7/16"
H 39 3/8"
Wt. 13.6 lbs.



Left

Art. GD163/2
Mtl 9/16" x 5/16"
W 11 1/32"
H 39 3/8"
Wt. 10.3 lbs.



Right

Art. GD163/1
Mtl 9/16" x 5/16"
W 11 1/32"
H 39 3/8"
Wt. 10.3 lbs.




Art. GD159/1
Mtl 9/16" x 5/16"
W 10 15/16"
H 39 3/8"
Wt. 8 lbs.




Art. GD159/2
Mtl 9/16" x 5/16"
W 10 15/16"
H 39 3/8"
Wt. 6.2 lbs.

Large Panels



Left



Right

Art. GD164/1
Mtl 9/16" x 5/16"
W 15"
H 39 3/8"
Wt. 14.1 lbs.

Art. GD164/2
Mtl 9/16" x 5/16"
W 15"
H 39 3/8"
Wt. 14.1 lbs.



Art. GD222/2
Mtl 9/16" x 5/16"
W 19 11/16"
H 39 3/8"
Wt. 21 lbs.




Art. GD223/1
Mtl 9/16" x 5/16"
W 10 13/16"
H 39 3/8"
Wt. 12.3 lbs.

Shown: GD164/1 - GD164/2



Large Panels



W 3 3/8" approx.

Art. GD0014
Mtl 5/8" x 5/16"
W 8 3/4" approx.
H 29 15/16" approx.
Wt. 9.9 lbs.



W 2 3/4" approx.

Art. GD0013
Mtl 5/8" x 5/16"
W 10 3/16" approx.
H 37 7/16" approx.
Wt. 16.5 lbs.



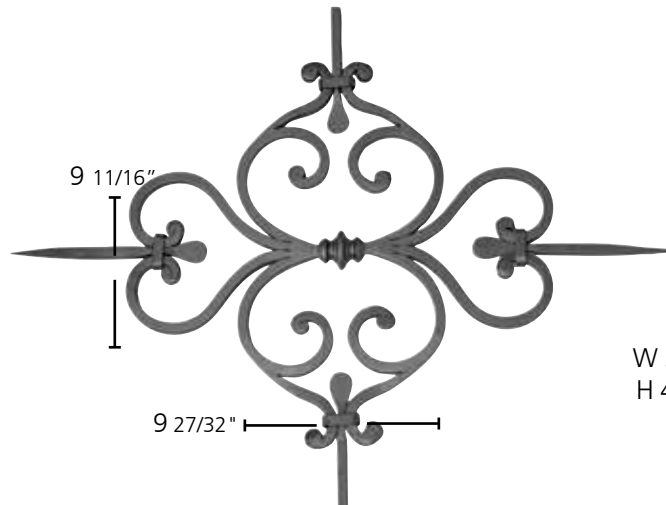
Art. GD009
Mtl 5/8" x 5/16"
W 9 9/16" approx.
H 29 5/16" approx.
Wt. 12.6 lbs.



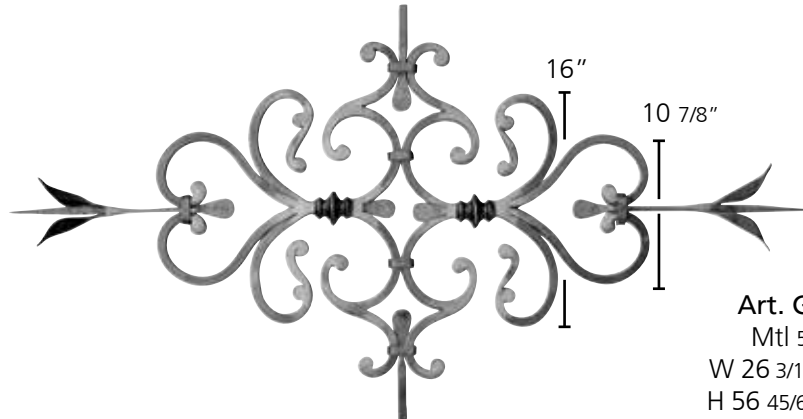
Art. GD008
Mtl 5/8" x 5/16"
W 9 9/16" approx.
H 37 7/16" approx.
Wt. 12.1 lbs.



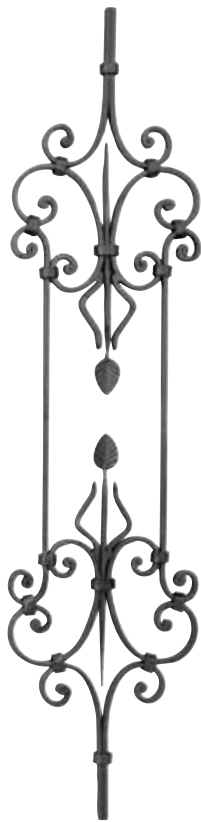
Shown: GD0013, GD0029




Art. GD0011
Mtl 5/8" sq.
W 31 57/64" approx.
H 41 11/32" approx.
Wt. 24.7 lbs.



Art. GD0010
Mtl 5/8" sq.
W 26 3/16" approx.
H 56 45/64" approx.
Wt. 36.8 lbs.




Art. GD0015
Mtl 1/2" x 1/4"
W 9 9/16" approx.
H 39 3/8" approx.
Wt. 7.5 lbs.



Art. GD0016
Mtl 5/8" x 5/16"
W 10 5/8" approx.
H 39 3/8" approx.
Wt. 12.3 lbs.




Art. GD0017
Mtl 5/8" x 5/16"
W 12 63/63" approx.
H 37 13/64" approx.
Wt. 16.7 lbs.



Art. GD0018
Mtl 5/8" x 5/16"
W 12 63/63" approx.
H 36 7/32" approx.
Wt. 17 lbs.



Shown: GD0012



Art. GD0020
Mtl 5/8" x 5/16"
W 12 39/64" approx.
H 44 7/8" approx.
Wt. 21.2 lbs.




Art. GD0003
Mtl 5/8" x 5/16"
W 28 11/32" approx.
H 23 3/64" approx.
Wt. 18.5 lbs.




Art. GD0012
Mtl 5/8" x 5/16"
W 24 1/64" approx.
H 36 39/64" approx.
Wt. 36.8 lbs.

Large Panels



Art. GD007
Mtl 5/8" x 5/16"
W 28 47/64" approx.
H 30 5/16" approx.
Wt. 34.2 lbs.




Art. GD006
Mtl 5/8" x 5/16"
W 31 1/2" approx.
H 37 7/16" approx.
Wt. 47 lbs.



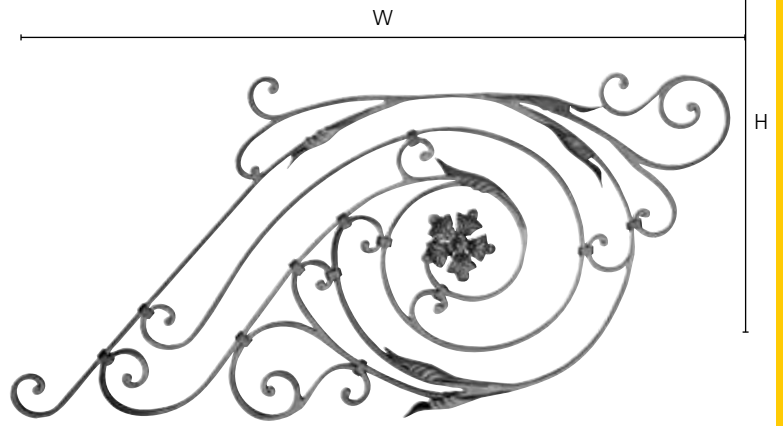
Art. GD0019
Mtl 5/8" x 5/16"
W 25 13/64" approx.
H 37 7/16" approx.
Wt. 37.5 lbs.




Large Panels




Art. GD004
 Mtl 5/8" x 5/16"
 W 30 5/16" approx.
 H 40 35/64" approx.
 Wt. 35.8 lbs.



Art. GD005
 Mtl 5/8" x 5/16"
 W 55 21/64" approx.
 H 26 3/8" approx.
 Wt. 34 lbs.



Art. GD001
 Mtl 1" x 5/16"
 W 31 1/2" approx.
 H 33 15/32" approx.
 Wt. 48.1 lbs.



Art. GD002
 Mtl 1" x 5/16"
 W 31 7/64" approx.
 H 30 5/16" approx.
 Wt. 40.8 lbs.

Shown: GD001





Art. GD0033
Mtl 5/8" x 3/8"
W 3 15/16" approx.
H 5 1/8" approx.
Wt. 0.8 lbs.



Art. GD0022/SX
Mtl 3/4" x 3/8"
W 3 15/16" approx.
H 9 9/16" approx.
Wt. 1.5 lbs.



Art. GD0022/DX
Mtl 3/4" x 3/8"
W 3 15/16" approx.
H 9 9/16" approx.
Wt. 1.5 lbs.



Art. GD0034
Mtl 5/8" x 3/8"
W 12 1/4" approx.
H 9 7/16" approx.
Wt. 1.9 lbs.



Art. GD0032
Mtl 5/8" x 3/8"
W 9 1/16" approx.
H 6 11/16" approx.
Wt. 2.4 lbs.

Art. GD0023/SX
Mtl 5/8" x 3/8"
W 3 15/16" approx.
H 9 9/16" approx.
Wt. 1.2 lbs.

Art. GD0023/DX
Mtl 5/8" x 3/8"
W 3 15/16" approx.
H 9 9/16" approx.
Wt. 1.2 lbs.



Art. GD0028
Mtl 5/8" x 3/8"
W 3 15/16" approx.
H 8 55/64" approx.
Wt. 1.5 lbs.



Art. GD0027
Mtl 5/8" x 3/8"
W 3 15/16" approx.
H 9 27/32" approx.
Wt. 1.65 lbs.



Art. GD0024
Mtl 5/8" x 3/8"
W 3 15/16" approx.
H 2 61/64" approx.
Wt. 0.66 lbs.



Art. GD0026
Mtl 5/8" x 3/8"
W 8 55/64" approx.
H 2 3/4" approx.
Wt. 1.0 lbs.



Art. GD0035
Mtl 5/8" x 3/8"
W 1 9/16" approx.
H 5 1/8" approx.
Wt. 0.4 lbs.

Art. GD0025
Mtl 3/4" x 3/8"
W 3 15/16" approx.
H 2 61/64" approx.
Wt. 0.66 lbs.

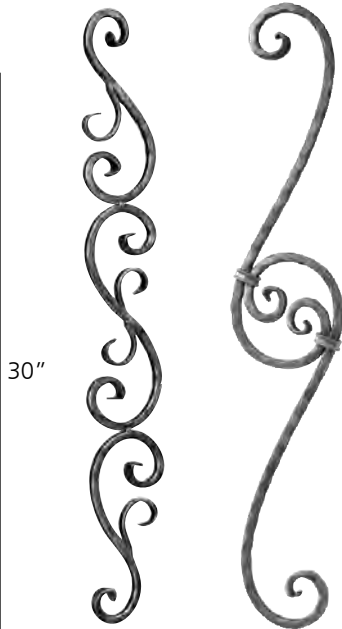


Shown: GD0024/GD0025

Stair and Rail Panels




Art. 51/3
Mtl 1/2" sq.
W 11 13/16"
H 35 7/16"
Wt. 8.4 lbs.



30"

Art. 511/1
Mtl 1/2" sq.
W 4 15/16"
H 35 7/16"
Wt. 5.4 lbs.

Art. 103/2
Mtl 1/2" sq.
W 6 1/2"
H 33 3/8"
Wt. 5.1 lbs.



Shown: 511/1



End scrolls are hot forged

Art. 1050/2
Mtl 3/8" sq.
W 9 5/8"
H 28 3/8"
Wt. 3.7 lbs.



Art. 1050/3
Mtl 9/16" sq.
W 10 7/16"
H 28 3/8"
Wt. 7.65 lbs.




Art. 540/2
Mtl 1/2" dia.
W 9 7/8"
H 28 3/8"
Wt. 5.0 lbs.




Art. 62/1
Mtl 13/16" x 1/4"
W 9 1/4"
H 28 3/8"
Wt. 5.2 lbs.



Art. 58/1
Mtl 5/16" x 5/16"
W 10 5/8"
H 31 1/2"
Wt. 5.1 lbs.



Shown: 540/2



Shown: 1050/2


PANELS



Art. 475/1
Mtl 1/2" sq.
W 15" x H 32 1/2"
Wt. 10 lbs.



Art. 479/2
Mtl 1/2" sq.
W 15 1/8" x H 35 7/16"
Wt. 10 lbs.




Art. 479/1
Mtl 1/2"sq
W 4 5/16"
H 35 7/16"
Hammered
Wt. 3.0 lbs.



Art. 476/2
Mtl 1/2" sq.
W 15"
H 32 7/16"
Wt. 11 lbs.



Art. 478/1
Mtl 1/2" sq.
W 15"
H 32 1/2"
Wt. 10 lbs.



Art. 474/1
Mtl 1/2"sq
W 14 31/32" x H 29 23/32"
Hammered
Wt. 10.6 lbs.



Art. 475/2
Mtl 1/2" sq.
W 15"
H 35 7/16"
Wt. 12 lbs.



Art. 476/1
Mtl 1/2" sq.
W 15"
H 35 7/16"
Wt. 14 lbs.



Art. 478/2
Mtl 1/2" sq.
W 15"
H 35 7/16"
Wt. 12 lbs.



GLASS

Art. 478/3
3 5/16" dia.
Wt. .4 lbs



WOOD

Art. 745/1
3 7/8" dia.
Wt. .13 lbs



BRASS

Art. 160/H/N
3 7/8" dia.
Wt. .72 lbs

Brass, glass and wooden embellishments are recommended for inside use only.

Rail Panels



Art. 1142/1
Mtl 1/2" sq.
W 7 3/32"
H 39 3/8"
Wt. 8.1 lbs.



Art. 1142/2/S
Mtl 1/2" sq.
W 11 1/32"
H 39 3/8"
Wt. 11.4 lbs.



Art. 1115/1
Mtl 1/2" sq.
W 4 1/8"
H 39 3/8"
Wt. 2.65 lbs.



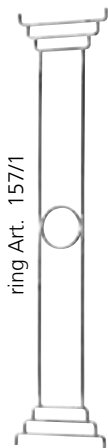
Art. 1115/2
Mtl 1/2" sq.
W 4 1/8"
H 39 3/8"
Wt. 2.8 lbs.



Art. 1111/1
Mtl 1/2" sq.
W 9 7/16"
H 39 3/8"
Wt. 6.1 lbs.




Art. 1111/2
Mtl 1/2" sq.
W 8 1/6"
H 39 3/8"
Wt. 6.0 lbs.



Art. 1118/1
Mtl 1/2"x 1/4"
W 8 7/16"
H 39 3/8"
Wt. 4.0 lbs.



Art. 1120/1
Mtl 1/2"x 1/4"
W 10 5/8"
H 39 3/8"
Wt. 5.2 lbs.



Art. 1118/3
Mtl 1/2"x 1/4"
W 8 7/16"
H 39 3/8"
Wt. 3.12 lbs.




Art. 1118/4
Mtl 1/2"x 1/4"
W 8 7/16"
H 39 3/8"
Wt. 4.0 lbs.



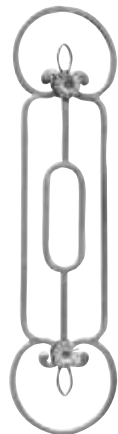
Art. 1097/1
Mtl 1/2" sq.
W 12"
H 39 3/8"
Wt. 8.8 lbs.



Art. 1097/3
Mtl 1/2" sq.
W 4 1/8"
H 39 3/8"
Wt. 3.1 lbs.



Art. 1118/2
Mtl 1/2"x 1/4"
W 8 7/16"
H 39 3/8"
Wt. 4.0 lbs.



Art. 1685/1
(ex 9133/1)
Mtl 9/16" sq.
W 9 11/16"
H 39 3/8"
Wt. 13.6 lbs.



Art. 1685/2
(ex 9133/1)
Mtl 9/16" sq.
W 9 11/16"
H 39 3/8"
Wt. 13.6 lbs.



Art. 1682/1
(ex 9133/3)
Mtl 9/16" sq.
W 9 11/16"
H 39 3/8"
Wt. 13.2 lbs.




Art. 1682/2
(ex 9133/4)
Mtl 9/16" sq.
W 5 1/8"
H 39 3/8"
Wt. 7.7 lbs.

Shown: 1685/1



PANELS



PICKETS

Quick Reference # 8



Art. 52/E/3
Mtl 1/2" sq.
W 9 1/4"
H 35 7/16"
Wt. 6 lbs.



Art. 52/A/5
Mtl 1/2" sq.
W 6 11/16"
H 35 7/16"
Wt. 6 lbs.



Art. 52/E/2
Mtl 1/2" sq.
W 7 1/4"
H 35 7/16"
Wt. 7.2 lbs.



Art. 52/F/1
Mtl 1/2" sq.
W 10 1/4"
H 35 7/16"
Wt. 6.3 lbs.



Art. 52/A/4
Mtl 1/2" sq.
W 9 13/16"
H 35 7/16"
Wt. 4.4 lbs.



Art. GD20/1
Mtl 1/2" sq.
W 4 5/16"
H 39 3/8"
Wt. 2.9 lbs.



Art. GD20/2
Mtl 1/2" sq.
W 4 5/16"
H 39 3/8"
Wt. 3 lbs.



Art. GD20/6
Mtl 1/2" sq.
W 3 15/16"
H 39 3/8"
Wt. 3.4 lbs.



Art. GD20/7
Mtl 1/2" sq.
W 3 15/16"
H 39 3/8"
Wt. 3 lbs.



Art. 1753/6
Mtl 1/2" sq.
W 7 7/8"
H 35 7/16"
Wt. 6.5 lbs.



Art. 1127/4
Mtl 1/2" sq.
W 6 1/2"
H 39 3/8"
Wt. 3.8 lbs.



Art. 1127/5
Mtl 1/2" sq.
W 6 1/2"
H 39 3/8"
Wt. 3.8 lbs.



Art. 1177/5
Mtl 1/2" sq.
H 39 3/8"
Wt. 2.3 lbs.



Art. 1177/6
Mtl 1/2" sq.
H 39 3/8"
Wt. 2.7 lbs.



Art. 584/6
Mtl 1/2" sq.
W 6 1/2"
H 35 7/16"
Wt. 3 lbs.



Art. 584/7
Mtl 1/2" sq.
W 6 1/2"
H 35 7/16"
Wt. 4 lbs.

Shown: 584/6, 584/7



New Items **New Items**



Art. GD175/2
Mtl 9/16" x 5/16"
W 7 3/16"
H 39 3/8"
Wt. 3 lbs.



Art. GD175/5
Mtl 9/16" x 5/16"
W 7 3/16"
H 39 3/8"
Wt. 2.5 lbs.



Art. 1084/1
Mtl 1/2" sq.
W 6 7/8"
H 39 3/8"
Wt. 3 lbs.



Art. 1084/2
Mtl 1/2" sq.
W 6 7/8"
H 39 3/8"
Wt. 3.5 lbs.



Art. GD243/2
Mtl 1/2" sq.
W 4 5/16"
H 39 3/8"
Wt. 3.5 lbs.

Shown: 1084/1, 1084/2



PICKETS

New Items



Art. 134/F/1
Mtl 3/8" sq.
W 7 1/2"
H 35 7/16"
Wt. 4 lbs.

Art. 134/F/2
Mtl 9/16" dia.
W 9 13/16"
H 35 7/16"
Wt. 4.3 lbs.

Art. 134/E/3
Mtl 9/16" x 5/16"
W 6 1/8"
H 35 7/16"
Wt. 4 lbs.

Art. 134/E/5
Mtl 1/2" sq.
W 6 5/16"
H 35 7/16"
Wt. 4 lbs.

Art. 134/G/1
Mtl 1/2" sq.
W 5 1/2"
H 35 7/16"
Wt. 4 lbs.

Art. 134/G/2
Mtl 1/2" sq.
W 5 1/2"
H 35 7/16"
Wt. 3 lbs.

Art. 134/G/3
Mtl 1/2" sq.
H 35 7/16"
Wt. 2.2 lbs.

Art. 134/G/4
Mtl 1/2" sq.
H 35 7/16"
Wt. 2.5 lbs.



Art. 134/2
Mtl 1/2" sq.
H 39 3/8"
Wt. 2.4 lbs.

Art. 134/3
Mtl 9/16" sq.
H 32 11/16"
Wt. 2.7 lbs.

Art. 134/4
Mtl 9/16" sq.
H 39 3/8"
Wt. 3.4 lbs.

Shown: 134/G/1, 134/G/2



New Items **New Items**



Art. 51/1
Mtl 1/2" sq.
W 7 1/2"
H 35 7/16"
Wt. 3.7 lbs.



Art. 60/1
Mtl 13/16" x 3/16"
W 6 7/8"
H 28 3/8"
Wt. 2.1 lbs.



Art. 64/A/4
Mtl 1/2" sq.
W 8 11/16"
H 35 7/16"
Wt. 4 lbs.



Art. 1131/1
Mtl 9/16" sq.
W 5 1/8"
H 39 3/8"
Wt. 4 lbs.



Shown: 471/1



Art. 471/1
Mtl 9/16" x 5/16"
W 9 13/16"
H 35 7/16"
Wt. 7.4 lbs.



Art. 57/2
Mtl 5/16" sq.
W 7 7/8"
H 35 7/16"
Wt. 3.2 lbs.

PICKETS

New Items



Art. 496/C/1
Mtl 1/2" sq.
H 39 3/8"
Wt. 2.3 lbs.



Art. 496/C/2
Mtl 1/2" sq.
H 39 3/8"
Wt. 2.3 lbs.



Art. 1770/14
Mtl 9/16" sq.
H 39 3/8"
Wt. 4.3 lbs.



Art. 1770/16
Mtl 9/16" sq.
H 39 3/8"
Wt. 4 lbs.



Art. 496/2
Mtl 1/2" sq.
W 5 1/2"
H 39 3/8"
Wt. 7.5 lbs.



Art. 102/3
Mtl 1/2" sq.
H 39 3/8"
Wt. 3 lbs.



Art. 494/1
Mtl 1/2" sq.
W 5 1/2"
H 39 3/8"
Wt. 5 lbs.



Art. 494/2
Mtl 1/2" sq.
W 5 1/2"
H 39 3/8"
Wt. 7.5 lbs.



Art. 49/4
Mtl 1/2" sq.
W 4 15/16"
H 35 7/16"
Wt. 3.3 lbs.



New Items



Art. 149/2
Mtl 1 3/16" dia.
H 35 7/16"
Wt. 2.1 lbs.



Art. 104/3
Mtl 1/2" sq.
H 39 3/8"
Wt. 3.5 lbs.



Art. 104/4
Mtl 1/2" sq.
H 39 3/8"
Wt. 4 lbs.



Art. 96/1
Mtl 13/16" x 5/16"
H 32 11/16"
Wt. 2.7 lbs.



Art. 96/2
Mtl 1/2" sq.
H 32 11/16"
Wt. 2.9 lbs.



Art. 103/1
Mtl 1/2" sq.
H 35 7/16"
Wt. 5 lbs.



Art. 106/1
Mtl 1/2" sq.
H 39 3/8"
Wt. 4 lbs.

New Items



Shown: 521/1



Art. 521/1
Mtl 5/8" dia.
H 35 7/16"
Wt. 4 lbs.



Art. 501/1
Mtl 1/2" sq.
H 39 3/8"
Wt. 2.2 lbs.



Art. 523/4
Mtl 1/2" sq.
H 35 7/16"
Wt. 3.1 lbs.



Art. 1159/4
Mtl 1/2" sq.
H 47 1/4"
Wt. 3 lbs.



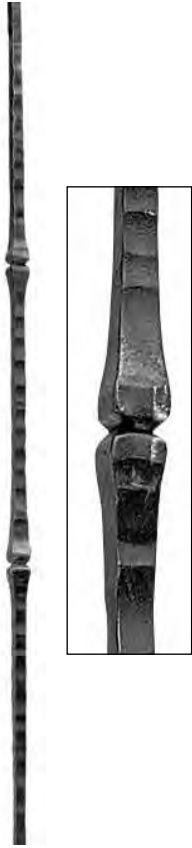
Art. 1159/3
Mtl 1/2" sq.
H 47 1/4"
Wt. 3 lbs.



Shown: 523/4

PICKETS

Forged Pickets



Art. 1192/5
Mtl 3/8" sq.
H 39 3/8"
Wt. 2.42 lbs.



Art. 1192/6
Mtl 3/8" sq.
H 39 3/8"
Wt. 2.2 lbs.



Art. 490/2
Mtl 1/2" sq.
H 39 3/8"
Wt. 3.36 lbs.



Art. 490/1
Mtl 1/2" sq.
H 39 1/2"
Wt. 2.2 lbs.



Art. 489/2
Mtl 9/16" sq.
H 39 3/8"
Wt. 3.37 lbs.




Art. 489/1
Mtl 9/16" sq.
H 39 3/8"
Wt. 3.7 lbs.



Shown: 489/2



Shown: 1187/1

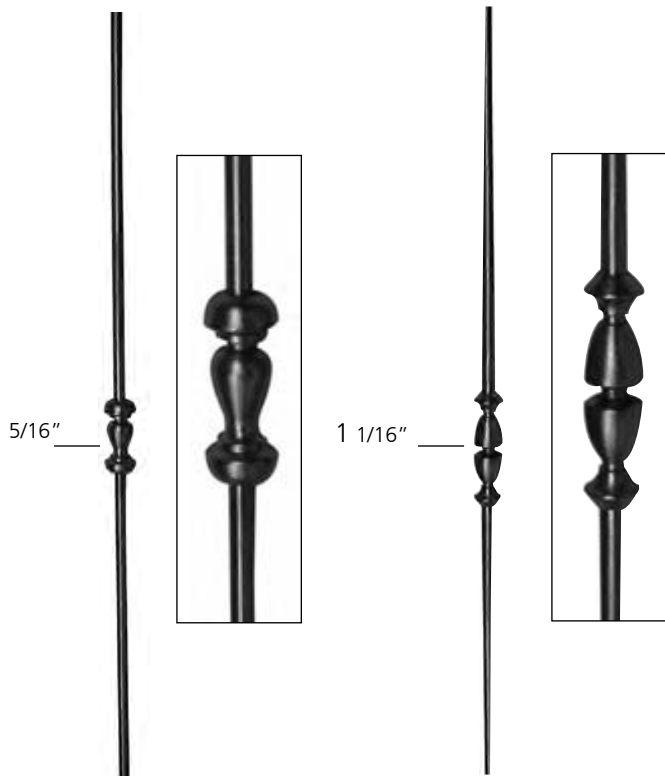


Art. 1187/4
Mtl 9/16" dia.
H 39 3/8"
Wt. 3.08 lbs.

Art. 1187/5
Mtl 9/16" dia.
H 39 3/8"
Wt. 3.4 lbs.

Art. 1187/1
Mtl 1/2" dia.
H 39 3/8"
Wt. 4.4 lbs.

Art. 1187/2
Mtl 1/2" dia.
H 39 3/8"
Wt. 3.52 lbs.



5/16"

1 1/16"

Art. GD251/3
Mtl 1/2" dia.
H 39 3/8"
Wt. 2.6 lbs.

Art. GD251/4
Mtl 1/2" dia.
H 39 3/8"
Wt. 2.4 lbs.

Forged Pickets



Art. 755/2
Mtl 5/8" dia.
35 7/16" H
Wt. 4.2 lbs.



Art. 755/3
Mtl 5/8" dia.
35 7/16" H
Wt. 4.7 lbs.



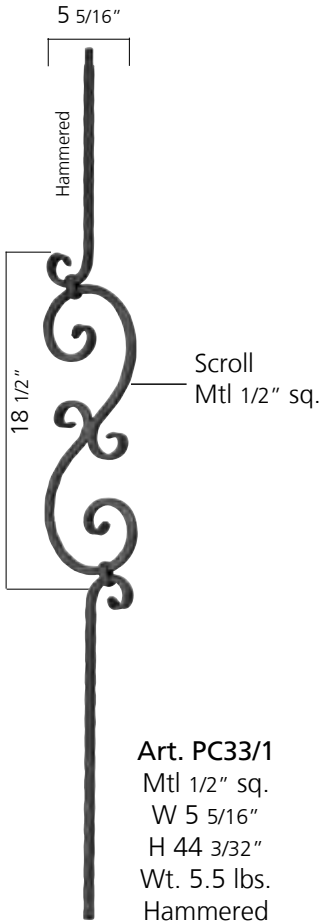
Art. 755/4
Mtl 5/8" dia.
35 7/16" H
Wt. 3.8 lbs.

Shown: 755/2






Art. PC48/1
Mtl 1/2" sq.
W 2 3/4"
H 44 3/32"
Wt. 5 lbs.
Plain



Art. PC33/1
Mtl 1/2" sq.
W 5 5/16"
H 44 3/32"
Wt. 5.5 lbs.
Hammered



Art. PC26/1
Mtl 1/2" sq.
W 7 1/2"
H 44 3/32"
Wt. 6.9 lbs
Hammered



Art. PC47/1
Mtl 1/2" sq.
W 4"
H 44 3/32"
Wt. 5.6 lbs.
Plain



Art. PC52/1
Mtl 5/8" sq.
W 3 5/8"
H 44 3/32"
Wt. 5.5 lbs.
Hammered

1/2" Sgl Texas Star
Hammered



Art. PC52/2
Mtl 5/8" sq.
W 3 5/8"
H 44 3/32"
Wt. 5.7 lbs.
Hammered

1/2" Dbl Texas Star
Hammered

Forged Pickets

SUGGESTED NEWEL POSTS



Art. 112/5

Mtl 1" sq.
H 47"

Wt. 12.54 lbs.

Art. 799/3

Mtl 1 9/16" sq.
H 47"

Wt. 37.4 lbs.

Art. 112/7

Mtl 1" sq.
H 47"

Wt. 14.5 lbs.



Art. 105/2

Mtl 1/2" sq.
H 39 3/8"

Wt. 3.01 lbs.



Art. 105/1

Mtl 1/2" sq.
H 39 3/8"


Wt. 3.3 lbs.



Art. 99/1

Mtl 1/2" sq.
H 39 3/8"

Wt. 2.5 lbs.



Art. 99/2

Mtl 1/2" sq.
H 39 3/8"

Wt. 2.5 lbs.

Heavily hammered on all faces & sides



Art. 105/3
Mtl 9/16" sq.
H 39 3/8"
Wt. 3.5 lbs.

1 3/4"



3/8"

Art. 98/1
H 39 3/8"
Wt. 5.03 lbs.



Art. 508/2
Mtl 11/16" sq.
H 39 3/8"
Wt. 7.68 lbs.

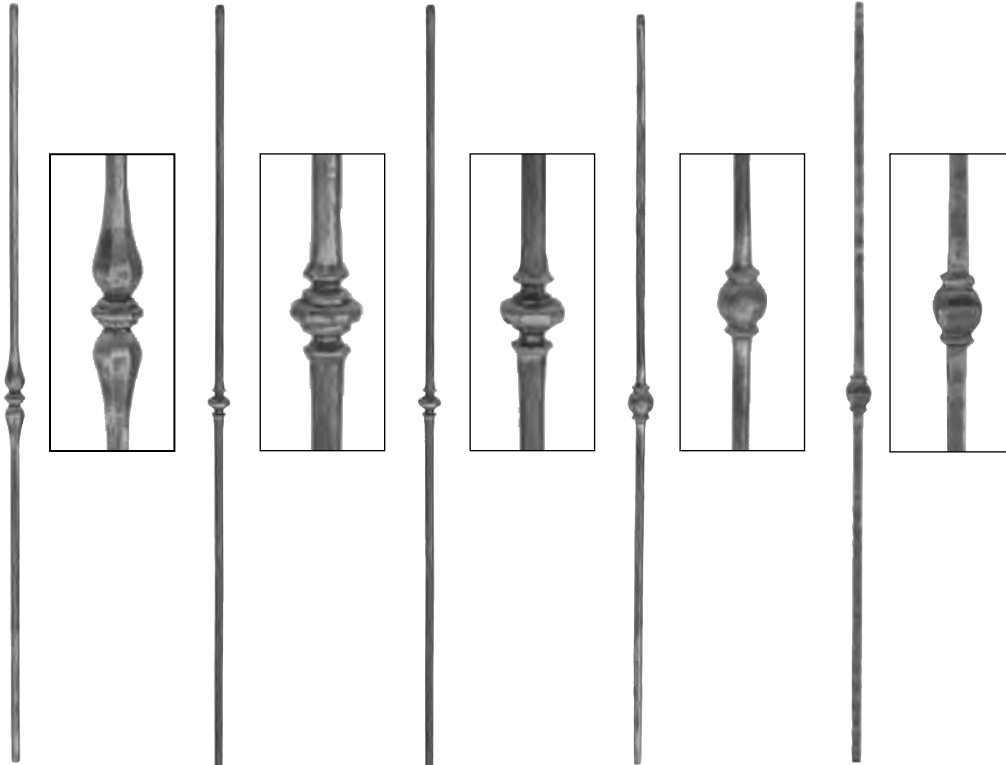


1 3/16" dia.
7/8"

Art. 109/3
H 39 3/8"
Wt. 3.08 lbs.

Forged Pickets

SUGGESTED NEWEL POSTS



Art. 1770/1
(ex 9000/8)
Mtl 1/2" dia.
H 39 3/8"
Wt. 2.2 lbs.


Art. 1770/2
(ex 9000/9)
Mtl 1/2" dia.
H 39 3/8"
Wt. 2.2 lbs.

Art. 1770/3
(ex 9000/10)
Mtl 1/2" dia.
H 39 3/8"
Wt. 2.2 lbs.

Art. 1770/4
(ex 9000/11)
Mtl 1/2" dia.
H 39 3/8"
Wt. 2.2 lbs.

Art. 1770/8
(ex 9000/15)
Mtl 1/2" sq.
H 39 3/8"
Wt. 2.66 lbs.

Art. 797/2
Mtl 1 3/16" dia.
H 47"
Wt. 11.5 lbs.
Art. 797/7
Mtl 1 9/16" dia.
H 47"
Wt. 29 lbs.




Art. 499/1
Mtl 1/2" dia.
H 39 3/8"
Wt. 2.2 lbs.

Art. 499/2
Mtl 1/2" dia.
39 3/8" H
Wt. 2.46 lbs.



Shown: 499/1

PICKETS




Shown: 505/3

Art. 1184/4
Mtl 1/2" dia.
H 39 3/8"
Wt. 2.2 lbs.

Art. 1184/5
Mtl 9/16" dia.
H 39 3/8"
Wt. 3.0 lbs.

Art. 504/2
Mtl 9/16" dia.
H 39 3/8"
Wt. 2.9 lbs.

Art. 504/3
Mtl 9/16" dia.
H 39 3/8"
Wt. 3.5 lbs.



Art. 505/3
Mtl 9/16" sq.
H 39 3/8"
Wt. 3.41 lbs.

Art. 505/4
Mtl 9/16" sq.
H 39 3/8"
Wt. 3.92 lbs.

SUGGESTED NEWEL POSTS




Art. 799/1
Mtl 1 3/16" sq.
tapers to 3/4" sq.
H 47"
Wt. 17.29 lbs.



Forged Pickets

SUGGESTED NEWEL POSTS



Art. 508/3
Mtl 9/16" dia.
H 39 3/8"
Wt. 4.0 lbs.

Art. 508/4
Mtl 9/16" dia.
H 39 3/8"
Wt. 5.3 lbs.

Art. 497/1
Mtl 1/2" dia.
H 39 3/8"
Wt. 2.2 lbs.

Art. 497/2
Mtl 1/2" dia.
H 39 3/8"
Wt. 2.64 lbs.

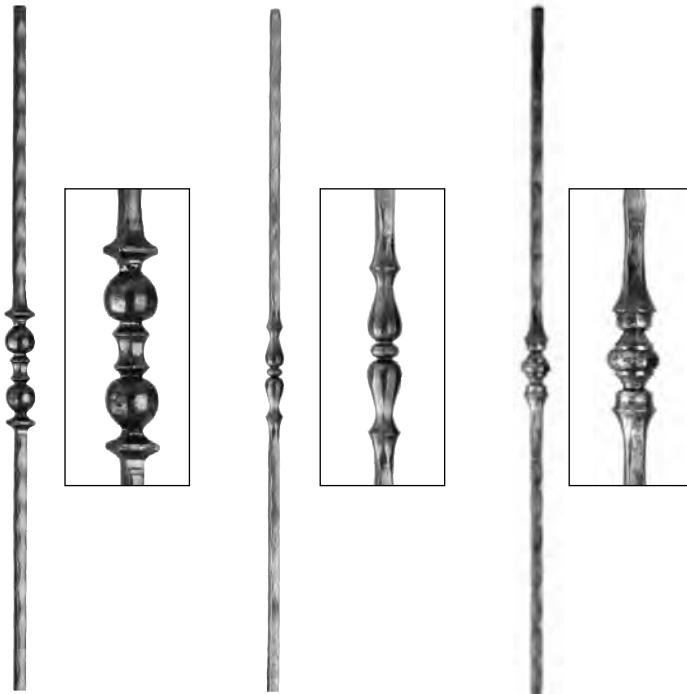
Art. 111/2
Mtl 1 17/32" dia.
H 35 7/16" approx
Wt. 4.2 lbs.

Art. 111/3
Mtl 1 3/16" dia.
H 47"
Wt. 15.8 lbs.

Art. 797/2
Mtl 1 3/16" dia.
H 47"
Wt. 17.63 lbs.
Art. 797/7
Mtl 1 9/16" dia.
H 47"
Wt. 29 lbs.

Brass bushing

Brass bushing



Art. 1770/5
(ex 9000/12)
Mtl 9/16" dia.
H 39 3/8"
Wt. 4.4 lbs.

Art. 1770/6
(ex 9000/13)
Mtl 1/2" sq.
H 39 3/8"
Wt. 2.58 lbs.

Art. 1770/7
(ex 9000/14)
Mtl 9/16" sq.
H 39 3/8"
Wt. 3.36 lbs.

Shown: 111/2



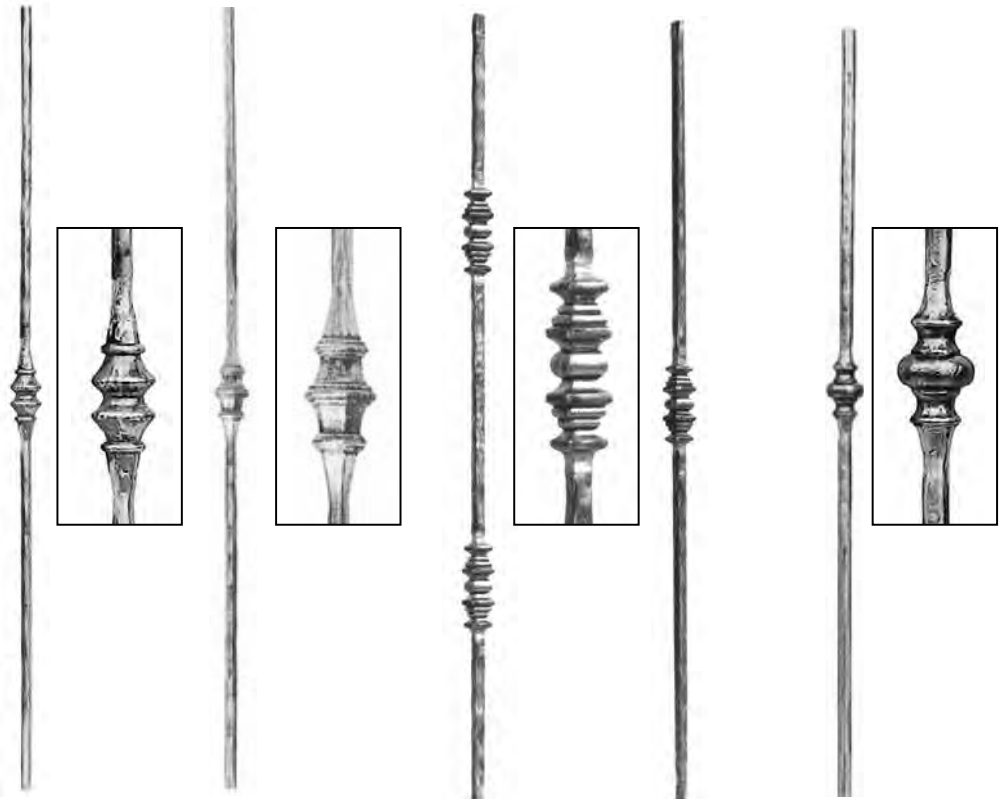
PICKETS

Forged Pickets

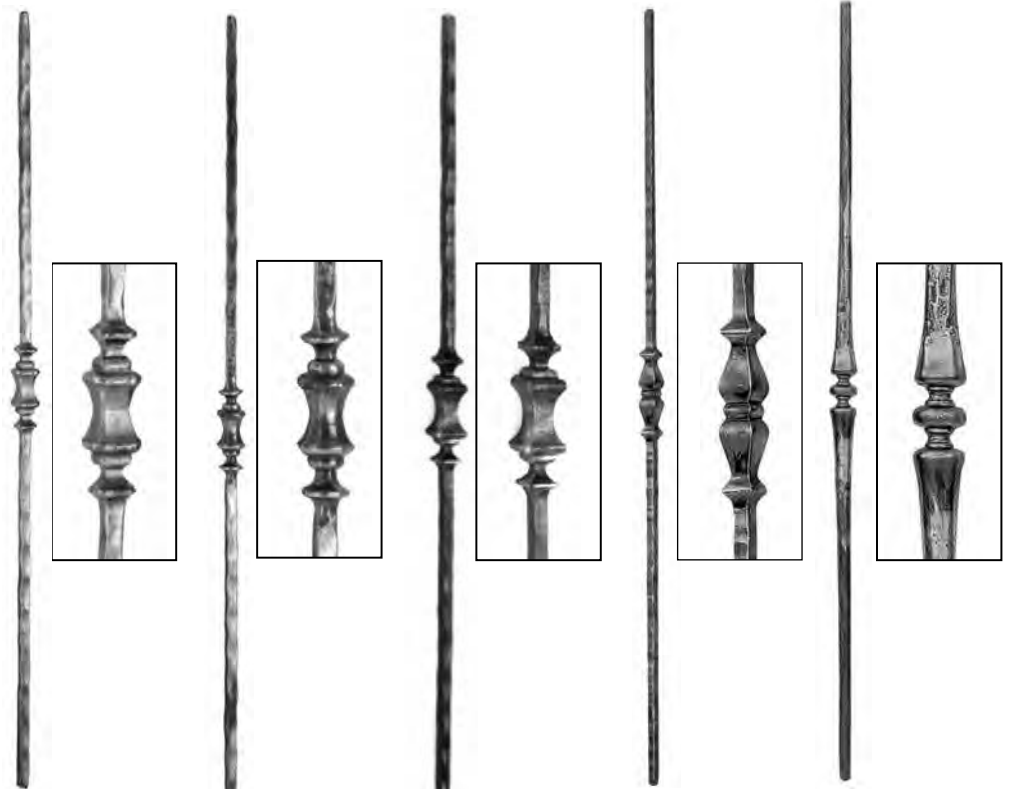
SUGGESTED NEWEL POSTS



Art. 112/10 Art. 112/9
Mtl 1 3/16" sq. Mtl 1 3/16" sq.
H 47" H 47"
Wt. 14.3 lbs. Wt. 14.1 lbs.



Art. 500/1 Art. 501/2 Art. 108/A/1 Art. 108/A/2 Art. 500/2
Mtl 1/2" dia. Mtl 1/2" dia. Mtl 1/2" sq. Mtl 1/2" sq. Mtl 1/2" dia.
H 39 3/8" H 39 3/8" H 39 3/8" H 39 3/8" H 39 3/8"
Wt. 2.4 lbs. Wt. 2.57 lbs. Wt. 3.7 lbs. Wt. 3.5 lbs. Wt. 2.4 lbs.



Art. 110/3 Art. 110/5 Art. 110/4 Art. 1185/1 Art. 1185/2
Mtl 1/2" sq. Mtl 1/2" sq. Mtl 9/16" sq. Mtl 1/2" sq. Mtl 1 1/4" dia.
H 39 3/8" H 39 3/8" H 39 3/8" H 39 3/8" H 39 3/8"
Wt. 3.08 lbs. Wt. 3.05 lbs. Wt. 3.92 lbs. Wt. 2.2 lbs. Wt. 4.19 lbs.
tapers to 7/16"

Forged Pickets

SUGGESTED NEWEL POSTS



Art. 110/6
Mtl 9/16" sq.
H 39 3/8"
Wt. 4.0 lbs.



Art. 1185/3
Mtl 1/2" dia.
H 39 3/8"
Wt. 3.3 lbs.



hand-forged hammered picket

Art. 1185/4
Mtl 1/2" dia.
H 39 3/8" approx.
Wt. 2 lbs.



Art. 1184/3
Mtl 1/2" dia.
H 39 3/8"
Wt. 2.7 lbs.



21/32"

3/8"

Art. 1184/6
Mtl 3/8" to 21/32"
H 39 3/8"
Wt. 2.21 lbs.



Art. 1775/15
Mtl 1" sq.
H 47"
Wt. 13 lbs.



Art. 798/2
Mtl 1" sq.
H 43"
Wt. 11.4 lbs.

Art. 1185/5
Mtl 9/16" dia.
H 39 3/8" approx.
Wt. 2.6 lbs.



1 3/16"
7/8"

3/8"

Art. 101/2
Mtl 3/4" sq.
H 39 3/8"
Wt. 4 lbs.



Art. 503/1
Mtl 1/2" dia.
H 39 3/8"
Wt. 2.8 lbs.



2 3/8"

Art. 1192/1
Mtl 1/2"x 5/16"
H 39 3/8"
Wt. 2.6 lbs.



2 3/8"

Art. 1192/2
Mtl 1/2"x 5/16"
H 39 3/8"
Wt. 3 lbs.



Art. 502/1
Mtl 9/16" dia.
H 39 3/8"
Wt. 4.2 lbs.



Forged Pickets

SUGGESTED NEWEL POSTS

2 3/4" Brass bushing

Art. 111/3
Mtl 1 3/16" sq.
H 47"
Wt. 15.8 lbs.

Art. 112/5
Mtl 1" sq.
H 47"
Wt. 12.54 lbs.

Art. 799/3
Mtl 1 9/16" sq.
H 47"
Wt. 37.4 lbs.

2 1/8" 2 1/8" 1 5/8" 1 5/8"

Art. 1215/1
Mtl 9/16" dia.
H 39 3/8"
Wt. 3.3 lbs.

Art. 1215/2
Mtl 9/16" dia.
H 39 3/8"
Wt. 3.3 lbs.

Art. 1215/3
Mtl 9/16" dia.
H 39 3/8"
Wt. 2.9 lbs.

Art. 1215/4
Mtl 9/16" dia.
H 39 3/8"
Wt. 2.9 lbs.

Forged Pickets 47 inches

1/2" dia. 1/2" dia. 1 3/4" dia. 1 3/16" dia. 7/8"

Art. 1159/1
Mtl 1/2" dia.
H 47"
Wt. 2.4 lbs.

Art. 1159/2
Mtl 1/2" dia.
H 47"
Wt. 2.8 lbs.

Art. 1159/8
Mtl 1 3/4" sq.
tapers to 1/2" sq.
H 47"
Wt. 5.1 lbs.

Art. 1159/7
Mtl 1 3/16" sq.
tapers to 1/2" sq.
H 47"
Wt. 4.1 lbs.

Art. 1159/5
Mtl 1/2" sq.
H 47"
Wt. 3.7 lbs.


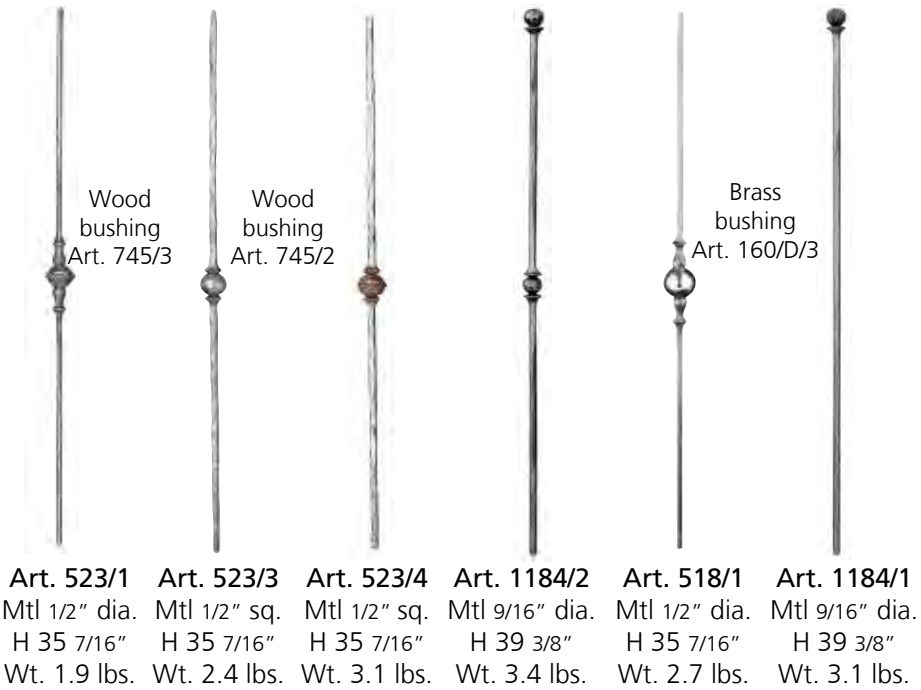
Art. 1159/6
Mtl 1/2" sq.
H 47"
Wt. 4.0 lbs.

Art. 500/2/L
Mtl 1/2" dia.
H 47"
Wt. 2.9 lbs.

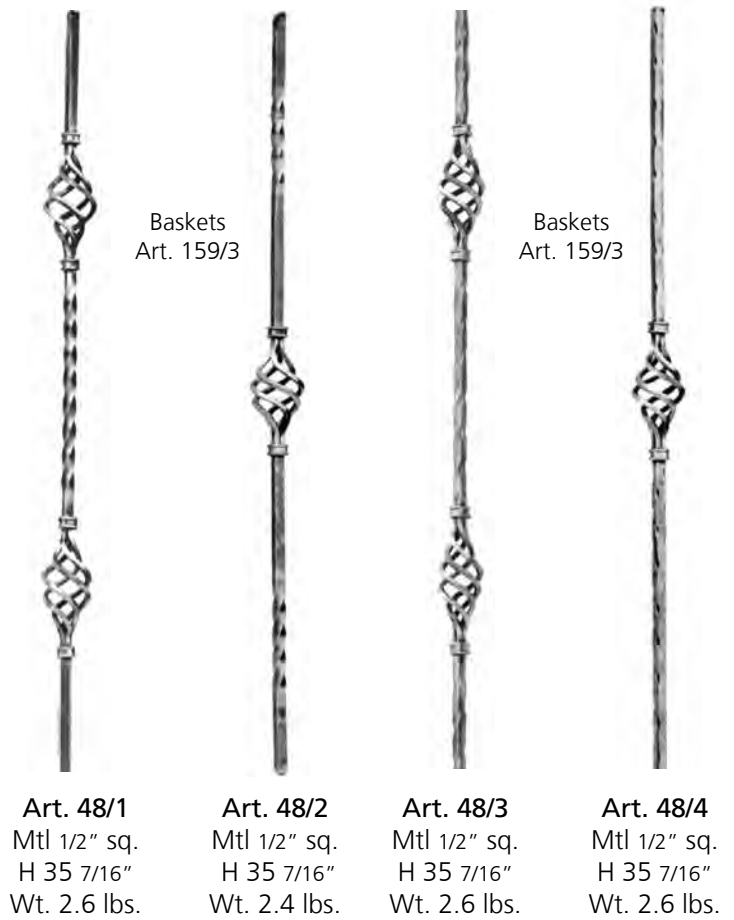
Art. 105/3/L
Mtl 9/16" sq.
H 47"
Wt. 3.5 lbs.

Art. 105/4/L
Mtl 5/8" sq.
H 47"
Wt. 4.5 lbs.

Forged Pickets




Picket with Baskets





Shown: 462/1 - 462/2



Baskets
Art. 159/3


B



Art. 623/5

Art. 48/A/13
Mtl 1/2" sq.
H 35 7/16"
Wt. 2.6 lbs.

Art. 48/A/16
Mtl 1/2" sq.
H 35 7/16"
Wt. 2.4 lbs.

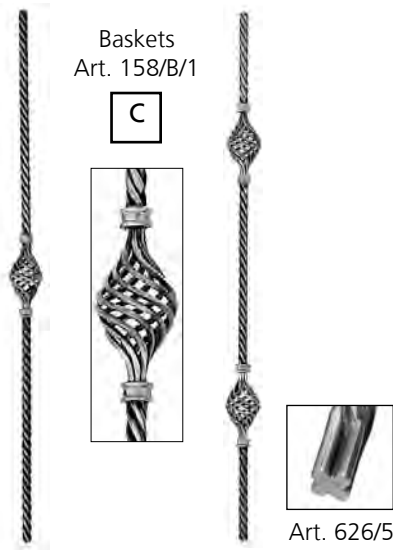


Baskets
Art. 159/3

Art. 462/1
Mtl 5/8" dia.
H 35 7/16"
Wt. 2 lbs.

Art. 462/2
Mtl 5/8" dia.
H 35 7/16"
Wt. 2.4 lbs.

Art. 626/5



Baskets
Art. 158/B/1

C

Art. 462/3
Mtl 5/8" dia.
H 35 7/16"
Wt. 2 lbs.

Art. 462/4
Mtl 5/8" dia.
H 35 7/16"
Wt. 2.4 lbs.

Art. 626/5




Baskets
Art. 1466/12

Brass
Baskets

Art. 1149/1
Mtl 1/2" sq.
H 39 3/8"
Wt. 2.7 lbs.

Art. 1149/2
Mtl 1/2" sq.
H 39 3/8"
Wt. 2.8 lbs.




Baskets
Art. 1466/12

Brass
Baskets

Art. 1149/3
Mtl 1/2" sq.
H 39 3/8"
Wt. 2.7 lbs.

Art. 1149/4
Mtl 1/2" sq.
H 39 3/8"
Wt. 2.8 lbs.



Baskets
Art. 1466/12

Brass
Baskets

Art. 1149/5
Mtl 1/2" sq.
H 39 3/8"
Wt. 2.7 lbs.

Art. 1149/6
Mtl 1/2" sq.
H 39 3/8"
Wt. 2.8 lbs.



Baskets
Art. 1163/3

A



Art. 626/11


Art. 1150/3
Mtl 1/2" x 1/2"
H 39 3/8"
Wt. 2.7 lbs.

Art. 1150/4
Mtl 1/2" x 1/2"
H 39 3/8"
Wt. 2.7 lbs.

Shown: GD106/1



Most of the wrought iron designs shown in this catalog can be custom produced to specific dimensions



Cod.Art./Art. no.	Article	Article	Article
Section	H 35 7/16"	H 39 3/8"	H 47 1/4"
Lbs.	4.0	4.4	5.3
1/2" sq.	GD106/1	GD106/4	GD106/7
9/16" sq.	GD106/2	GD106/5	GD106/8
5/8" sq.	GD106/3	GD106/6	GD106/9

**OFFERING SPECIAL PRODUCTION
LARGER DIAMETERS
CHECK WITH SALES**

35 1/2" , 40" , 42" and 47" Baluster Lengths - 5 Twists

CUSTOM MANUFACTURED IN THE USA.

Other sizes available please inquire.

1/2" SQUARE SOLID PICKETS WITH TWIST PATTERN

Art.	Mtl	Stock Length	Wt.
11-38365	3/8" sq.	35 1/2"	1.5 lbs.
11-3840	3/8" sq.	40"	1.7 lbs.
11-3842	3/8" sq.	42"	1.75 lbs.
11-3847	3/8" sq.	47"	2 lbs.

Art.	Mtl	Stock Length	Wt.
11-12365	1/2" sq.	35 1/2"	2.5 lbs.
11-1240	1/2" sq.	40"	2.8 lbs.
11-1242	1/2" sq.	42"	3 lbs.
11-1247	1/2" sq.	47"	3.3 lbs.

Art.	Mtl	Stock Length	Wt.
11-58365	5/8" sq.	35 1/2"	3.9 lbs.
11-5840	5/8" sq.	40"	4.4 lbs.
11-5842	5/8" sq.	42"	4.6 lbs.
11-5847	5/8" sq.	47"	5.2 lbs.

Art.	Mtl	Stock Length	Wt.
11-34365	3/4" sq.	35 1/2"	5.6 lbs.
11-3440	3/4" sq.	40"	6.3 lbs.
11-3442	3/4" sq.	42"	6.6 lbs.
11-3447	3/4" sq.	47"	7.4 lbs.

LONG BARS - STOCK LENGTH 20'

Art.	Mtl	Stock Length	Wt.
11-38T	3/8" sq.	(20') 25 Twist	10 lbs.
11-12T	1/2" sq.	(20') 21 Twist	17 lbs.
11-58240	5/8" sq.	(20') 19 Twist	26 1/2" lbs.
11-34240	3/4" sq.	(20') 15 Twist	38 lbs.
118-H25	1" sq.	(118")12 Twist	34 lbs.

Double Twist

Art.	Length	Wt.
53-3	35 1/2"	2.5 lbs.
53-340	40"	2.5 lbs.
53-342	42"	2.6 lbs.
53-347	47"	2.8 lbs.

Single Twist

Art.	Length	Wt.
65-8	35 1/2"	2.5 lbs.
65-840	40"	2.5 lbs.
65-842	42"	2.6 lbs.
65-847	47"	2.8 lbs.

A

B

C

D

E

F

F



Custom lengths available
Left twist

PICKETS

SUGGESTED NEWEL POSTS




Art. 1775/13
Mtl 1" sq.
H 47"
Wt. 13 lbs.
Art. 1775/14
Mtl 1 3/16" sq.
H 47"
Wt. 18.7 lbs.



Art. 112/3
Mtl 1" sq.
H 47"
Wt. 14 lbs.



Art. 70/D/1
Mtl 9/16 sq.
H 35 7/16"
Wt. 3 lbs.




Art. 118/H/1
Mtl 1/2" sq.
H 35 7/16"
Wt. 2.5 lbs.



Art. 118/H/2
Mtl 1/2" sq.
H 35 7/16"
Wt. 2.5 lbs.



Art. 597/3
Mtl 9/16 sq.
H 35 7/16"
Wt. 3 lbs.



Art. 1132/9
Mtl 9/16 sq.
H 39 3/8"
Wt. 2.6 lbs.

Shown: 118/H/1



Brass bushing
Art. 746/1

Art. 1179/3
Mtl 9/16" dia.
H 39 11/32"
Wt. 3.4 lbs.



Art. 1179/4
Mtl 9/16" dia.
H 39 11/32"
Wt. 4.1 lbs.



Cast iron bushing




Art. 746/1

Art. 755/5
Mtl 1/2" sq.
H 35 7/16"
Wt. 2.5 lbs.



Art. 755/6
Mtl 1/2" sq.
H 35 7/16"
Wt. 2.6 lbs.



SUGGESTED NEWEL POSTS

Art. 113/5
Mtl 3/4" sq.
H 43"
Wt. 8.4 lbs.

Art. 64/I/1
Mtl 1" sq.
H 47"
Wt. 14.7 lbs.

Art. 113/6
Mtl 1 3/16" sq.
H 43"
Wt. 17 lbs.

Art. 64/L/3
Mtl 9/16" dia.
H 35 7/16"
Wt. 2.3 lbs.

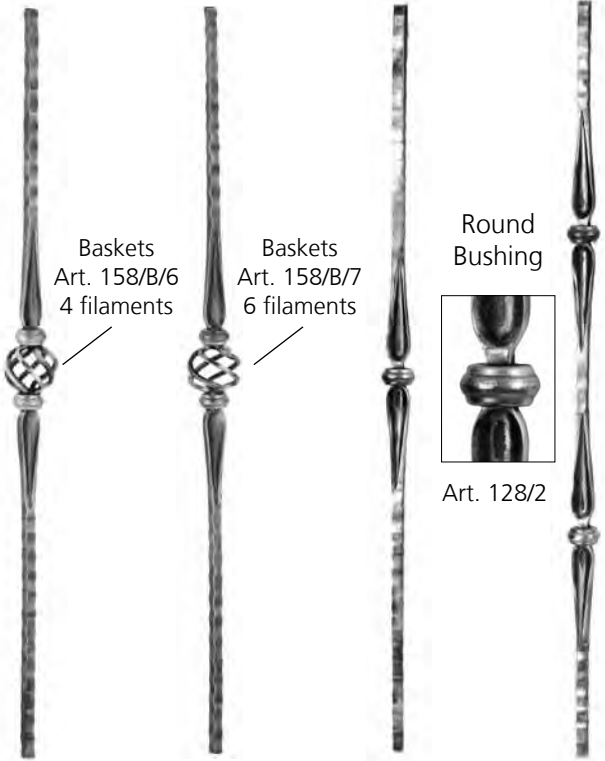
Art. 64/L/4
Mtl 9/16" dia.
H 35 7/16"
Wt. 2.3 lbs.

Art. 50/5
Mtl 1/2" sq.
W 1 3/16"
H 35 7/16"
Wt. 2.1 lbs.

Art. 50/6
Mtl 1/2" sq.
W 1 3/16"
H 35 7/16"
Wt. 2.2 lbs.

Art. 50/7
Mtl 1/2" sq.
W 5 1/2"
H 35 7/16"
Wt. 2.8 lbs.

Art. 50/8
Mtl 1/2" sq.
W 5 1/2"
H 35 7/16"
Wt. 3.4 lbs.



Art. 64/I/4
Mtl 9/16" sq.
H 35 7/16"
Wt. 4 lbs.

Art. 64/I/5
Mtl 9/16" sq.
H 35 7/16"
Wt. 4 lbs.

Art. 64/I/3
Mtl 9/16" sq.
H 35 7/16"
Wt. 3.3 lbs.

Art. 64/I/2
Mtl 9/16" sq.
H 35 7/16"
Wt. 3.6 lbs.



PICKETS

Stair and Rail Balusters

Shown: 1167/1, 1167/2, 1167/3, 1167/4



Art. 1167/3
Mtl 1/2" dia.
H 39 3/8"
Wt. 2.4 lbs.



Art. 1167/4
Mtl 1/2" dia.
H 39 3/8"
Wt. 2.7 lbs.



Art. 1167/1
Mtl 1/2" dia.
H 39 3/8"
Wt. 2.5 lbs.



Art. 1167/2
Mtl 1/2" dia.
H 39 3/8"
Wt. 2.3 lbs.



SUGGESTED NEWEL POSTS



Art. 1207/3
Mtl 2 15/16" dia.
W 3 15/16"
H 47 1/4"
Wt. 24 lbs.



Art. 1206/1
Mtl 1 3/16" sq.
W 10 5/8"
H 47"
Wt. 29 lbs.



Sphere 1 9/16" dia.

Art. 1166/3
Mtl 1/2" dia.
H 35 7/16"
Wt. 3.3 lbs.



Sphere 1 9/16" dia.

Art. 1166/4
Mtl 1/2" dia.
H 35 7/16"
Wt. 3.6 lbs.



Sphere 1 9/16" dia.

Art. 1166/1
Mtl 1/2" dia.
H 35 7/16"
Wt. 3.5 lbs.



Sphere 1 9/16" dia.

Art. 1166/2
Mtl 1/2" dia.
H 35 7/16"
Wt. 2.9 lbs.

The 64/F series (and other matching components) are one of our most popular lines. The bars are first hammered on all four edges, and then the pattern is added to both sides. Scrolls, flowers, and baskets are then added.



Art. 64/F/2
Mtl 1/2" sq.
H 35 7/16"
Wt. 2.5 lbs.



Art. 64/F/4
Mtl 1/2" sq.
H 35 7/16"
Wt. 2.4 lbs.



Art. 64/F/7
Mtl 9/16" sq.
W 5 1/2"
H 35 7/16"
Wt. 3.4 lbs.



Floral is single-faced

Art. 64/F/8
Mtl 1/2" sq.
W 4 5/16"
H 35 7/16"
Wt. 4 lbs.

Art. 64/F/3
Mtl 9/16" sq.
H 35 7/16"
Wt. 3 lbs.

Art. 64/F/5
Mtl 9/16" sq.
H 35 7/16"
Wt. 3 lbs.

Art. 64/F/9
Mtl 9/16" sq.
W 4 5/16"
H 35 7/16"
Wt. 4.1 lbs.



Art. 64/F/1
Mtl 1" sq.
H 47"
Wt. 13 lbs.

Art. 64/I/1
Mtl 1" sq.
H 47"
Wt. 14.7 lbs.



Art. 562/2
Mtl 9/16" sq.
H 35 7/16"
Wt. 3.1 lbs.




Floral is single-faced


Art. 561/6
Mtl 9/16" sq.
W 8 1/4"
H 35 7/16"
Wt. 4.2 lbs.



Art. 64/G/2
Mtl 9/16" sq.
W 8 7/8"
H 35 7/16"
Wt. 5.2 lbs.



Art. PC33/2
Mtl 1/2" sq.
W 4 15/16"
H 44 3/32"
Wt. 6.6 lbs.
Hammered



Shown: 64/F/3 - 64/F/5

PICKETS

Hammered Stair and Rail Balusters



Art. 576/2
Mtl 9/16" dia.
H 35 7/16"
Wt. 2.5 lbs.
Art. 1135/3
Mtl 9/16" dia.
H 39 3/8"
Wt. 2.6 lbs.



Art. 576/4
Mtl 9/16" dia.
H 35 7/16"
Wt. 2.5 lbs.
Art. 1135/4
Mtl 9/16" dia.
H 39 3/8"
Wt. 2.6 lbs.



Art. 577/1
Mtl 9/16" dia.
W 8 1/4"
H 35 7/16"
Wt. 3.9 lbs.



Art. 577/2
Mtl 9/16" dia.
W 6 5/8"
H 35 7/16"
Wt. 3.6 lbs.



Art. 577/3
Mtl 9/16" dia.
W 6 5/8"
H 35 7/16"
Wt. 3.6 lbs.

SUGGESTED NEWEL POSTS



Art. 801/5
Mtl 1" dia.
H 47"
Wt. 11 lbs.

Shown: 1135/1 - 576/2



Floral is double-faced

Art. 1135/1
Mtl 9/16" dia.
W 8 5/8"
H 39 3/8"
Wt. 4.4 lbs.



Floral is double-faced

Art. 1135/2
Mtl 9/16" dia.
W 8 5/8"
H 39 3/8"
Wt. 3.7 lbs.



Brass bushing

Art. 560/2
Mtl 9/16" dia.
H 35 7/16"
Wt. 3.3 lbs.



Brass bushing

Art. 560/3
Mtl 9/16" dia.
H 35 7/16"
Wt. 3 lbs.


Hammered Stair and Rail Balusters



Art. 1136/7
Mtl 9/16" sq.
W 6 1/8"
H 39 3/8"
Wt. 3.9 lbs.



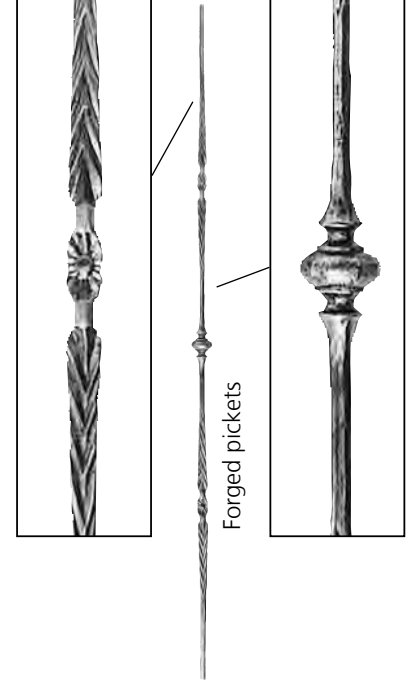
Art. 1136/8
Mtl 9/16" sq.
W 7 7/8"
H 39 3/8"
Wt. 4.3 lbs.



Art. 1136/9
Mtl 9/16" sq.
H 39 3/8"
Wt. 3.4 lbs.



Art. 1136/10
Mtl 9/16" sq.
H 39 3/8"
Wt. 3.4 lbs.



Art. 504/1
Mtl 1/2" dia.
H 39 3/8"
Wt. 1.9 lbs.



Art. 1136/1
Mtl 9/16" dia.
W 7 1/2"
H 39 3/8"
Wt. 3.4 lbs.



Art. 1136/2
Mtl 9/16" dia.
W 7 7/8"
H 39 3/8"
Wt. 5.5 lbs.

Scrolls
Art. 1296/12

Scrolls
Art. 1296/13



Shown: 504/1

PICKETS

Shown: 1179/3



Art. 1749/2
(ex 9116/7)
Mtl 9/16" sq.
H 39 3/8"
Wt. 3.4 lbs.



Art. 1749/4
(ex 9116/8)
Mtl 9/16" sq.
H 39 3/8"
Wt. 3.4 lbs.



Art. 1749/6
(ex 9116/9)
Mtl 9/16" sq.
H 39 3/8"
Wt. 3.6 lbs.



Art. 116/A/4
Floral is single-faced



Art. 1749/8
(ex 9116/10)
Mtl 9/16" sq.
H 39 3/8"
Wt. 3.6 lbs.

Shown: 1091/1 - 1091/2



Art. 1091/1
Mtl 1/2" sq.
W 5 5/16"
H 39 3/8"
Wt. 3.5 lbs.



Art. 1091/2
Mtl 1/2" sq.
W 5 5/16"
H 39 3/8"
Wt. 4.4 lbs.



Art. 1089/1
Mtl 1/2" sq.
W 3 15/16"
H 39 3/8"
Wt. 3.4 lbs.



Art. 1089/2
Mtl 1/2" sq.
W 3 15/16"
H 39 3/8"
Wt. 4.2 lbs.



Art. 1090/1
Mtl 1/2" sq.
W 4 1/2"
H 39 3/8"
Wt. 3.3 lbs.



Art. 1090/2
Mtl 1/2" sq.
W 4 1/2"
H 39 3/8"
Wt. 4 lbs.



Art. 1090/3
Mtl 1/2" sq.
W 3 9/16"
H 39 3/8"
Wt. 3.1 lbs.



Art. 1090/4
Mtl 1/2" sq.
W 3 9/16"
H 39 3/8"
Wt. 3.8 lbs.

PICKETS

Shown: 1171/1 - 1171/2



Art. 1328/3

Art. 1170/1
Mtl 1/2" dia.
W 5 1/8"
H 39 3/8"
Wt. 3.3 lbs.



Art. 1171/2
Mtl 1/2" dia.
W 2 3/8"
H 39 3/8"
Wt. 2.2 lbs.



Art. 1328/4

Art. 1328/2

Art. 1171/1
Mtl 1/2" dia.
W 4 3/4"
H 39 3/8"
Wt. 4.4 lbs.



Art. 604/6
Mtl 1/2" dia.
H 39 3/8"
Wt. 4 lbs.



Art. 604/8
Mtl 1/2" dia.
H 39 3/8"
Wt. 3 lbs.



Art. 604/12



Art. 604/7
Mtl 1/2" dia.
H 39 3/8"
Wt. 3 lbs.

PICKETS



Art. GD176/1
 Mtl 9/16 sq.
 W 7 7/8"
 H 39 3/8"
 Wt. 7.9 lbs.



Art. GD176/3
 Mtl 9/16 sq.
 W 7 7/8"
 H 39 3/8"
 Wt. 9 lbs.



Art. GD193/1
 Mtl 1/2" dia.
 W 5 1/8"
 H 39 3/8"
 Wt. 6 lbs.



Art. GD192/3
 Mtl 1/2" dia.
 W 5 1/8"
 H 39 3/8"
 Wt. 5.7 lbs.



Art. GD23/1
 Mtl 9/16 sq.
 W 4 23/32"
 H 39 3/8"
 Wt. 3.9 lbs.



Art. GD25/1
 Mtl 9/16 sq.
 W 4 23/32"
 H 39 3/8"
 Wt. 4.5 lbs.



Shown: 1685/3 - GD 23/1



Art. GD158/1
Mtl 9/16" x 5/16"
W 6 19/64"
H 39 3/8"
Wt. 6.6 lbs.



Art. GD158/2
Mtl 9/16" x 5/16"
W 6 19/64"
H 39 3/8"
Wt. 6.2 lbs.



Art. GD228/2
Mtl 9/16" x 5/16"
W 7 1/2"
H 39 3/8"
Wt. 6.8 lbs.

Rosettes | 1/6/A/4 on both sides



Art. 1685/3
(ex 9133/5)
Mtl 9/16" sq.
H 39 3/8"
Wt. 2.3 lbs.



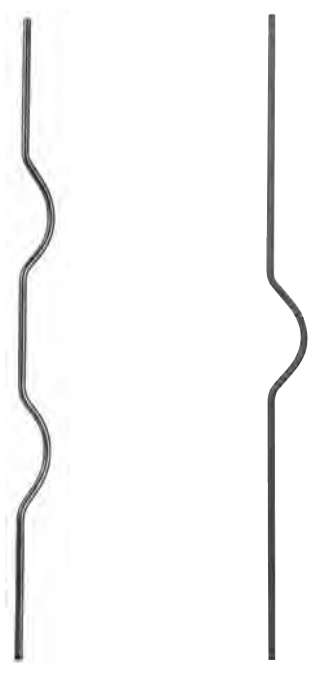
Art. GD156/1
Mtl 9/16" x 5/16"
W 3 5/32"
H 39 3/8"
Wt. 2.9 lbs.



Art. GD156/2
Mtl 9/16" x 5/16"
W 6 5/8"
H 39 3/8"
Wt. 4.8 lbs.



Art. 1699/9
Mtl 1/2" dia.
W 5 1/8"
H 39 3/8"
Wt. 4.6 lbs.



Art. GD41/1
Mtl 1/2" dia.
W 2 23/64"
H 39 3/8"
Wt. 2.1 lbs.



Art. 1699/3
Mtl 1/2" dia.
W 2 23/64"
H 39 3/8"
Wt. 2.1 lbs.

PICKETS

Stair and Rail Balusters



Art. 1049/1
Mtl 9/16" dia.
W 10 1/4"
H 39 3/8"
Wt. 8.4 lbs.



Art. 1051/1
Mtl 1/2" sq.
W 7 9/32"
H 39 3/8"
Wt. 4.0 lbs.



Art. 1051/2
Mtl 1/2" sq.
W 5 7/8"
H 39 3/8"
Wt. 4.0 lbs.



Art. 1051/3
Mtl 1/2" sq.
W 5 7/8"
H 39 3/8"
Wt. 4.0 lbs.

SUGGESTED NEWEL POSTS



Art. 113/1
Mtl 3/4" sq.
H 43"
Wt. 8.1 lbs.



Art. 113/7
Mtl 3/4" sq.
H 43"
Wt. 13 lbs.

Art. 113/2
Mtl 1 3/16" sq.
H 43"

Wt. 19.0 lbs.

Art. 113/8
Mtl 1 3/16" sq.
H 43"


Wt. 15 lbs.



Art. 52/2
Mtl 1/2" sq.
W 9 1/4"
H 35 7/16"
Wt. 5.5 lbs.



Art. 52/A/3
Mtl 1/2" sq.
W 6 5/8"
H 35 7/16"
Wt. 3.5 lbs.



Shown: 1051/3



Art. 60/3
Mtl 1/2" sq.
W 4 3/4"
H 35 7/16"
Wt. 4 lbs.



Art. 64/A/3
Mtl 1/2" sq.
W 8 5/8"
H 35 7/16"
Wt. 4 lbs.



Art. 64/B/2
Mtl 1/2" sq.
W 8 5/8"
H 35 7/16"
Wt. 4.4 lbs.



Art. 53/1
Mtl 1/2" sq.
W 9 1/4"
H 35 7/16"
Wt. 5.1 lbs.

SUGGESTED NEWEL POSTS



Art. 113/4
Mtl 1 3/16" sq.
H 43"
Wt. 17.6 lbs.



Art. 113/8
Mtl 1 3/16" sq.
H 43"
Wt. 18.5 lbs.

Shown: 53/1



Shown: 487/1



Art. 486/1
Mtl 5/8" x 5/16"
W 5 1/2"
H 35 7/16"
Wt. 4.6 lbs.

Art. 487/1
Mtl 5/8" x 5/16"
W 9 1/16"
H 35 7/16"
Wt. 4.6 lbs.

Art. 488/1
Mtl 5/8" x 5/16"
W 7 1/2"
H 35 7/16"
Wt. 7.5 lbs.



Art. 469/1
Mtl 5/16" sq.
W 5 3/4"
H 35 7/16"
Wt. 3.2 lbs.



Art. 49/3
Mtl 1/2" sq.
W 7 1/16"
H 35 7/16"
Wt. 5.6 lbs.



Art. 64/A/1
Mtl 1/2" sq.
W 9 7/8"
H 35 7/16"
Wt. 5.1 lbs.



Art. 64/A/2
Mtl 1/2" sq.
W 10 1/4"
H 35 7/16"
Wt. 5.0 lbs.

SUGGESTED NEWEL POSTS



Art. 798/2
Mtl 1" sq.
H 43"
Wt. 11.4 lbs.



Art. 639/5
Mtl 13/16" sq.
H 47"
Wt. 8.0 lbs.

PICKETS



Shown: 146/4



Shown: 148/1



Art. 144/3
Mtl 1 3/16" dia.
H 35 7/16"
Wt. 2.2 lbs.



Art. 146/1
Mtl 1 9/16" dia.
H 35 7/16"
Wt. 3.1 lbs.



Art. 146/4
Mtl 1 9/16" dia.
H 35 7/16"
Wt. 3.3 lbs.



Art. 149/1
Mtl 1 3/16" dia.
H 35 7/16"
Wt. 2.1 lbs.



Art. 149/2
Mtl 1 3/16" dia.
H 35 7/16"
Wt. 2.1 lbs.



Art. 148/1
Mtl 1 3/16" dia.
H 35 7/16"
Wt. 2 lbs.



Art. 148/2
Mtl 1 3/16" dia.
H 35 7/16"
Wt. 2.1 lbs.


Stair and Rail Balusters

SUGGESTED NEWEL POSTS



Art. 145/3
Mtl 1 9/16" dia.
H 39 3/8"
Wt. 5.5 lbs.

Art. 806/6
Mtl 1 9/16" dia.
H 47"
Wt. 4.5 lbs.



Art. 537/1
Mtl 1 3/16" dia.
H 39 3/8"
Wt. 2.2 lbs.

Art. 537/2
Mtl 1 3/16" dia.
H 39 3/8"
Wt. 2.2 lbs.

Art. 537/3
Mtl 1 3/16" dia.
H 39 3/8"
Wt. 2.2 lbs.

Art. 537/4
Mtl 1 3/16" dia.
H 39 3/8"
Wt. 2.2 lbs.

Art. 537/5
Mtl 1 3/16" dia.
H 39 3/8"
Wt. 2.2 lbs.



Art. 537/6
Mtl 1 3/16" dia.
H 39 3/8"
Wt. 2.2 lbs.

Art. 537/7
Mtl 1 3/16" dia.
H 39 3/8"
Wt. 2.2 lbs.

Art. 537/8
Mtl 1 3/16" dia.
H 39 3/8"
Wt. 2.2 lbs.

Art. 537/9
Mtl 1 3/16" dia.
H 39 3/8"
Wt. 2.2 lbs.



PICKETS

Stair and Rail Balusters

SUGGESTED NEWEL POSTS

Steel tube with wooden bushing
2 31/64" dia.



Art. 806/6
Mtl 1 9/16" dia.
H 47"
Wt. 4.2 lbs.

Forged round post with wooden
bushing 2 3/4" dia.



Art. 807/1
Mtl 1 3/16" dia.
H 47"
Wt. 16 lbs.



Art. 1229/1
Mtl 1 3/16" dia.
H 39 3/8"
Wt. 2.2 lbs.



Art. 1229/2
Mtl 1 3/16" dia.
H 39 3/8"
Wt. 2.2 lbs.



Art. 1229/3
Mtl 1 3/16" dia.
H 39 3/8"
Wt. 2.2 lbs.



Art. 1229/4
Mtl 1 3/16" dia.
H 39 3/8"
Wt. 2.2 lbs.



Art. 1229/5
Mtl 1 3/16" dia.
H 39 3/8"
Wt. 2.2 lbs.



Art. 1229/6
Mtl 1 3/16" dia.
H 39 3/8"
Wt. 2.2 lbs.



Shown: 530/4



Art. 533/8
Ceramic
sphere

Art. 533/4
Mtl 1 3/16" dia.
H 35"
Wt. 2.2 lbs.



Art. 745/5
Wood
sphere

Art. 530/4
Mtl 1 3/16" dia.
H 35 5/8"
Wt. 2.1 lbs.



Art. 531/2
Glass
sphere

Art. 531/1
Mtl 1 3/16" dia.
H 35 7/16"
Wt. 2.2 lbs.



Art. 1231/1
Mtl 1 3/16" dia.
H 39 3/8"
Wt. 2.2 lbs.



Art. 1231/2
Mtl 1 3/16" dia.
H 39 3/8"
Wt. 2.2 lbs.



Art. 1231/3
Mtl 1 3/16" dia.
H 39 3/8"
Wt. 2.2 lbs.



Art. 1231/4
Mtl 1 3/16" dia.
H 39 3/8"
Wt. 2.2 lbs.



Art. 1234/3
Mtl 1 3/16" dia.
H 35 7/16"
Wt. 2.4 lbs.



Art. 1229/7
Mtl 1 3/16" dia.
H 19 3/8"
Wt. 1.1 lbs.



Art. 1229/8
Mtl 1 3/16" dia.
H 15 3/8"
Wt. 0.9 lbs.



Art. 1793/1
(ex 8045/1)
Mtl 2" dia.
H 39 3/8"
Wt. 5.3 lbs.



Art. 1793/2
(ex 8045/1)
Mtl 2" dia.
H 39 3/8"
Wt. 5.3 lbs.



Art. 1793/3
(ex 8045/1)
Mtl 2" dia.
H 39 3/8"
Wt. 5.3 lbs.



Art. 1793/4
(ex 8045/4)
Mtl 2" dia.
H 39 3/8"
Wt. 5.3 lbs.



Brass bushing 160/D/12

Art. 525/1
Mtl 1 3/16" dia.
H 36 5/8"
Wt. 2.6 lbs.



Brass bushing 747/7

Art. 527/2
Mtl 1 3/16" dia.
H 39 3/8"
Wt. 2.6 lbs.




Brass bushing 747/4

Art. 527/3
Mtl 1 3/16" dia.
H 35 7/16"
Wt. 2.6 lbs.




Art. 160/17
Mtl 1/2" dia.
H 35 7/16"
Wt. 2.2 lbs.

Steel Balusters 47" inches



Art. 1157/8 Mtl 1 3/16" dia. H 47" Wt. 2.5 lbs.	Art. 1157/2 Mtl 9/16" sq. H 47" Wt. 4.1 lbs.	Art. 1157/3 Mtl 9/16" sq. H 47" Wt. 4.1 lbs.	Art. 1157/1 Mtl 9/16" sq. H 47" Wt. 4.1 lbs.	Art. 1157/5 Mtl 9/16" sq. W 4 5/16" H 47" Wt. 5.1 lbs.	Art. 1157/4 Mtl 9/16" sq. W 5 1/2" H 47" Wt. 4.4 lbs.	Art. 1159/11 Mtl 1/2" sq. H 47" Wt. 3.0 lbs.	Art. 1159/12 Mtl 1/2" sq. H 47" Wt. 3.0 lbs.
---	--	--	--	---	--	--	--



Art. 1158/12 Mtl 1/2" sq. W 2 1/8" H 47" Wt. 4.3 lbs.	Art. 1158/13 Mtl 1/2" sq. W 2 1/8" H 47" Wt. 4.3 lbs.	Art. 1158/14 Mtl 1/2" sq. W 2 1/8" H 47" Wt. 4.3 lbs.	Art. 1158/15 Mtl 1/2" sq. W 2 1/8" H 47" Wt. 4.1 lbs.	Art. 1158/16 Mtl 1/2" sq. W 2 1/8" H 47" Wt. 4.3 lbs.	Art. 1158/17 Mtl 1/2" sq. W 2 1/8" H 47" Wt. 4.1 lbs.	Art. 562/2/L Mtl 9/16" sq. H 47" Wt. 4.4 lbs.	Art. 1158/1 Mtl 1/2" sq. W 2 1/8" H 47" Wt. 3.2 lbs.	Art. 1158/2 Mtl 1/2" sq. W 2 1/8" H 47" Wt. 3.3 lbs.
--	--	--	--	--	--	---	---	---

PICKETS



Art. 1158/3	Art. 1158/4	Art. 64/L/4/L	Art. 64/L/3/L	Art. 1158/9	Art. 1158/10	Art. 1159/10	Art. 1159/9	Art. 1160/6
Mtl 1/2" sq.	Mtl 1/2" sq.	Mtl 9/16" dia.	Mtl 9/16" dia.	Mtl 9/16" sq.	Mtl 9/16" sq.	Mtl 1/2" sq.	Mtl 1/2" sq.	Mtl 1/2" sq.
W 2 1/8"	W 2 1/8"	H 47"	H 47"	H 47"	H 47"	W 5 1/2"	W 5 1/2"	W 7 1/2"
H 47"	H 47"	Wt. 3.2 lbs.	Wt. 3.2 lbs.	Wt. 4.6 lbs.	Wt. 4.1 lbs.	H 47"	H 47"	H 47"
Wt. 3.2 lbs.	Wt. 3.2 lbs.					Wt. 3.6 lbs.	Wt. 4.2 lbs.	Wt. 4.8 lbs.

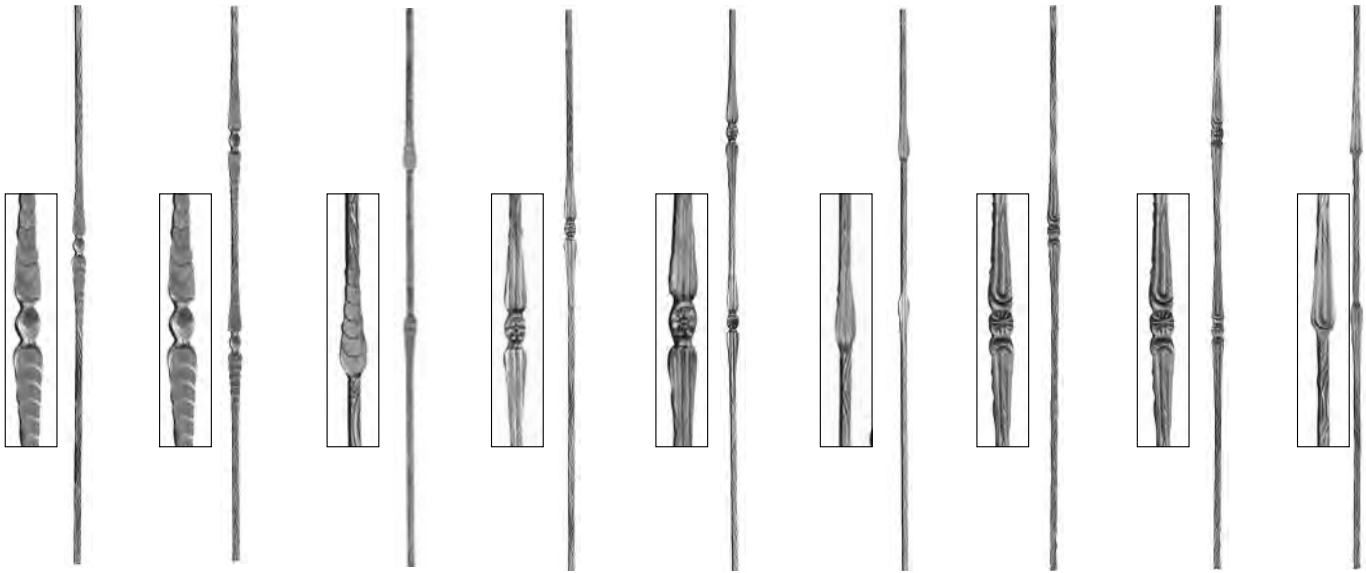


Patented also in the U.S.A.

Patented also in the U.S.A.

Art. 1156/1	Art. 1156/2	Art. 1156/3	Art. 1156/4	Art. 1156/5	Art. 1156/6	Art. 1156/7	Art. 1156/8	Art. 1156/9
Mtl 9/16" sq.	Mtl 9/16" sq.	Mtl 9/16" sq.	Mtl 9/16" sq.	Mtl 9/16" sq.	Mtl 9/16" sq.	Mtl 9/16" sq.	Mtl 9/16" sq.	Mtl 9/16" sq.
H 47"	H 47"	H 47"	H 47"	H 47"	H 47"	H 47"	H 47"	H 47"
Wt. 4.1 lbs.	Wt. 4.1 lbs.	Wt. 4.1 lbs.	Wt. 4.1 lbs.	Wt. 4.1 lbs.	Wt. 4.1 lbs.	Wt. 4.1 lbs.	Wt. 4.1 lbs.	Wt. 4.1 lbs.

Steel Balusters 47" inches



Art. 1156/10	Art. 1156/11	Art. 1156/12	Art. 1156/13	Art. 1156/14	Art. 1156/15	Art. 1156/16	Art. 1156/17	Art. 1156/18
Mtl 9/16" sq. H 47"	Mtl 9/16" sq. H 47"	Mtl 9/16" sq. H 47"	Mtl 9/16" sq. H 47"	Mtl 9/16" sq. H 47"	Mtl 9/16" sq. H 47"	Mtl 9/16" sq. H 47"	Mtl 9/16" sq. H 47"	Mtl 9/16" sq. H 47"
Wt. 4.1 lbs.	Wt. 4.1 lbs.	Wt. 4.1 lbs.	Wt. 4.1 lbs.	Wt. 4.1 lbs.	Wt. 4.1 lbs.	Wt. 4.1 lbs.	Wt. 4.1 lbs.	Wt. 4.1 lbs.



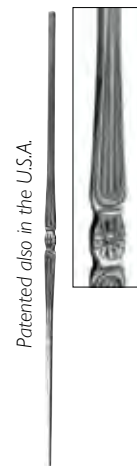
Cast iron bushing art. 746/1 1 9/16" sq.



Cast iron bushing art. 746/1 1 9/16" sq.



Hammered edges



Patented also in the U.S.A.



Art. 1160/1
Mtl 1/2" sq.
H 47"
Wt. 3.3 lbs.

Art. 1160/2
Mtl 1/2" sq.
H 47"
Wt. 3.3 lbs.

Art. 1160/4
Mtl 9/16" sq.
H 47"
Wt. 4.0 lbs.

Art. 597/3/L
Mtl 9/16" sq.
H 47"
Wt. 3.3 lbs.

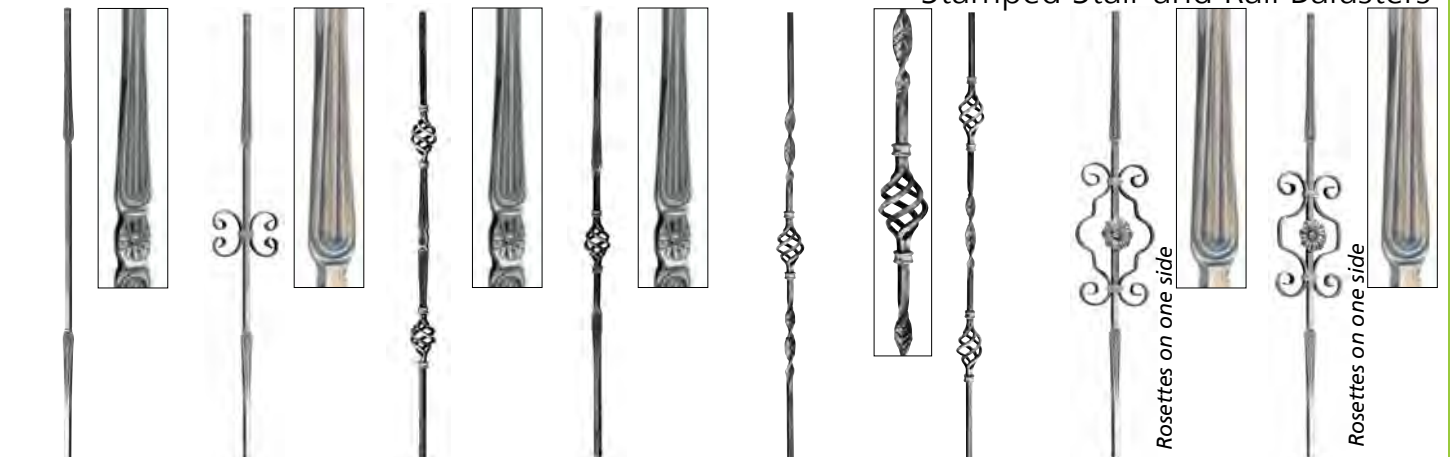
Art. 1701/2
(ex 8027/2)
Mtl 9/16" sq.
H 39 3/8"
Wt. 3.4 lbs.

Art. 1701/4
(ex 8027/4)
Mtl 9/16" sq.
H 39 3/8"
Wt. 3.4 lbs.

Shown: 597/3/L

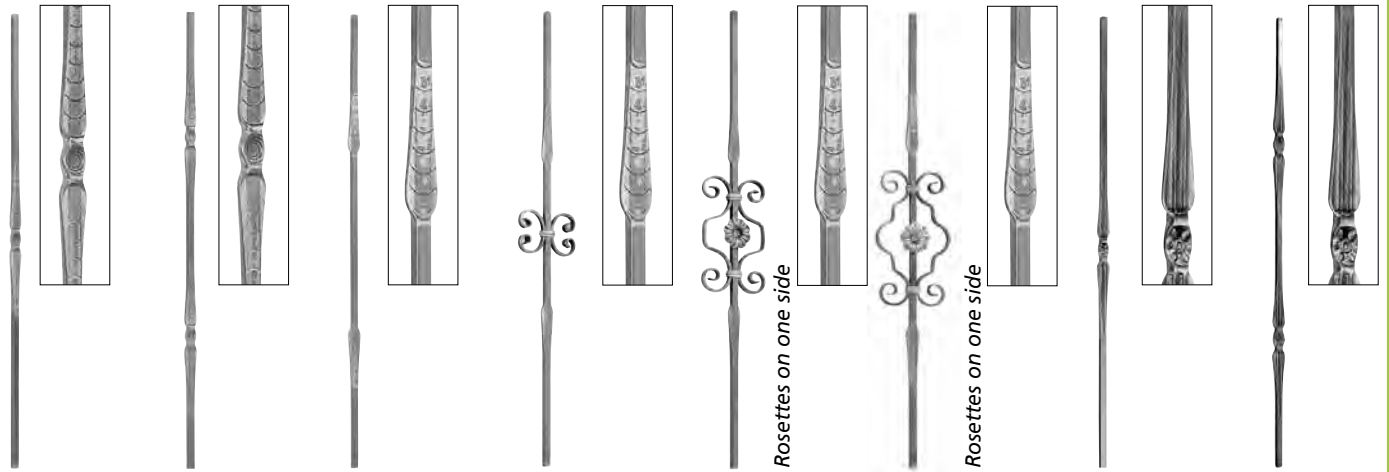


Stamped Stair and Rail Balusters

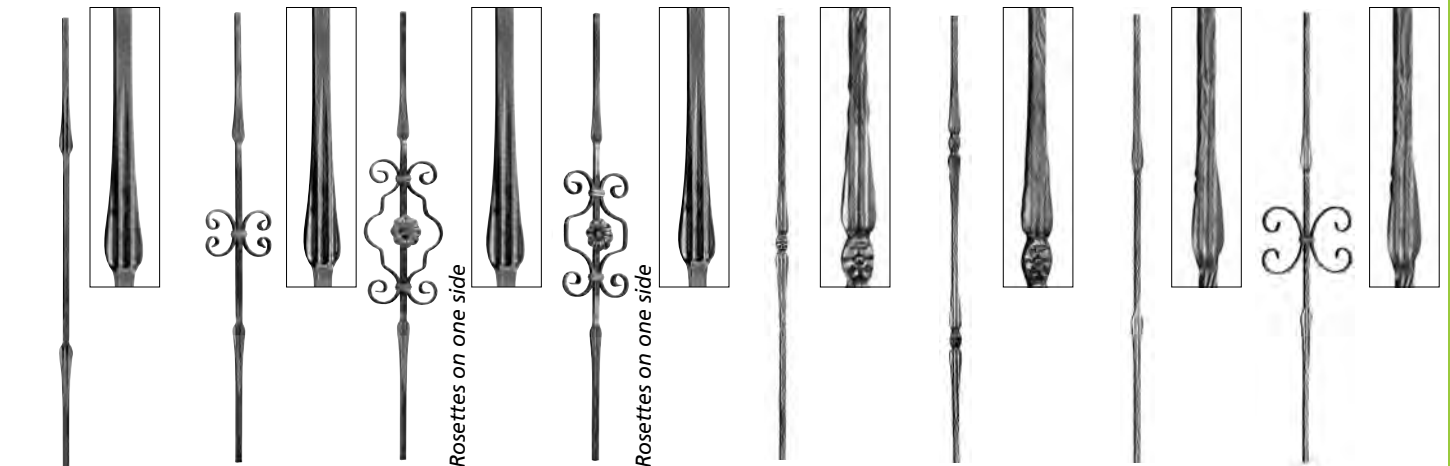


Art. 1701/6 (ex 8027/6) Mtl 9/16" sq. H 39 3/8" Wt. 3.4 lbs.	Art. 1701/8 (ex 8027/24) Mtl 9/16" sq. W 5 3/4" H 39 3/8" Wt. 4.2 lbs.	Art. 1733/12 (ex 9111/1) Mtl 9/16" sq. H 39 3/8" Wt. 3.6 lbs.	Art. 1733/10 (ex 9111/2) Mtl 9/16" sq. H 39 3/8" Wt. 3.5 lbs.	Art. 1733/13 Mtl 1/2" sq. W 2 3/16" H 39 3/8" Wt. 2.64 lbs.	Art. 1733/15 Mtl 1/2" sq. W 2 3/16" H 39 3/8" Wt. 2.75 lbs.	Art. 1701/10 (ex 8027/26) Mtl 9/16" sq. W 6 7/8" H 39 3/8" Wt. 4.9 lbs.	Art. 1701/12 (ex 8027/28) Mtl 9/16" sq. W 5 3/4" H 39 3/8" Wt. 5.3 lbs.
---	--	--	--	--	--	---	---

Patented also in the U.S.A.

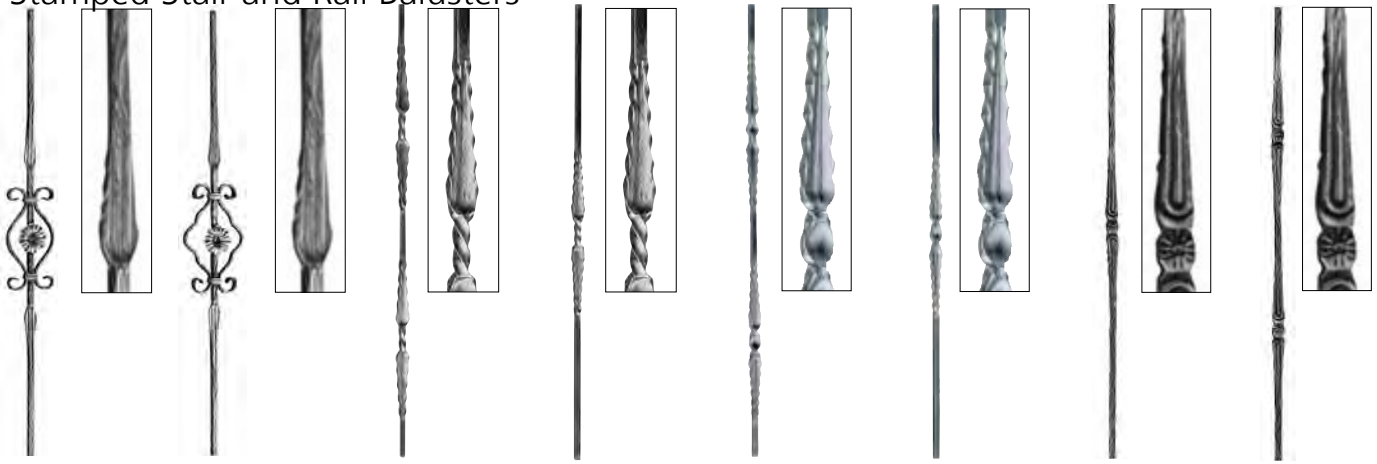


Art. 1702/2 (ex 8027/11) Mtl 9/16" sq. H 39 3/8" Wt. 3.4 lbs.	Art. 1702/4 (ex 8027/13) Mtl 9/16" sq. H 39 3/8" Wt. 3.4 lbs.	Art. 1702/6 (ex 8027/15) Mtl 9/16" sq. H 39 3/8" Wt. 3.4 lbs.	Art. 1702/8 (ex 8027/18) Mtl 9/16" sq. W 5 11/16" H 39 3/8" Wt. 4.2 lbs.	Art. 1702/10 (ex 8027/20) Mtl 9/16" sq. W 5 11/16" H 39 3/8" Wt. 4.9 lbs.	Art. 1702/12 (ex 8027/30) Mtl 9/16" sq. W 6 7/8" H 39 3/8" Wt. 4.9 lbs.	Art. 1705/2 (ex 8028/2) Mtl 9/16" sq. H 39 3/8" Wt. 3.4 lbs.	Art. 1705/4 (ex 8028/4) Mtl 9/16" sq. H 39 3/8" Wt. 3.4 lbs.
--	--	--	--	---	---	---	---

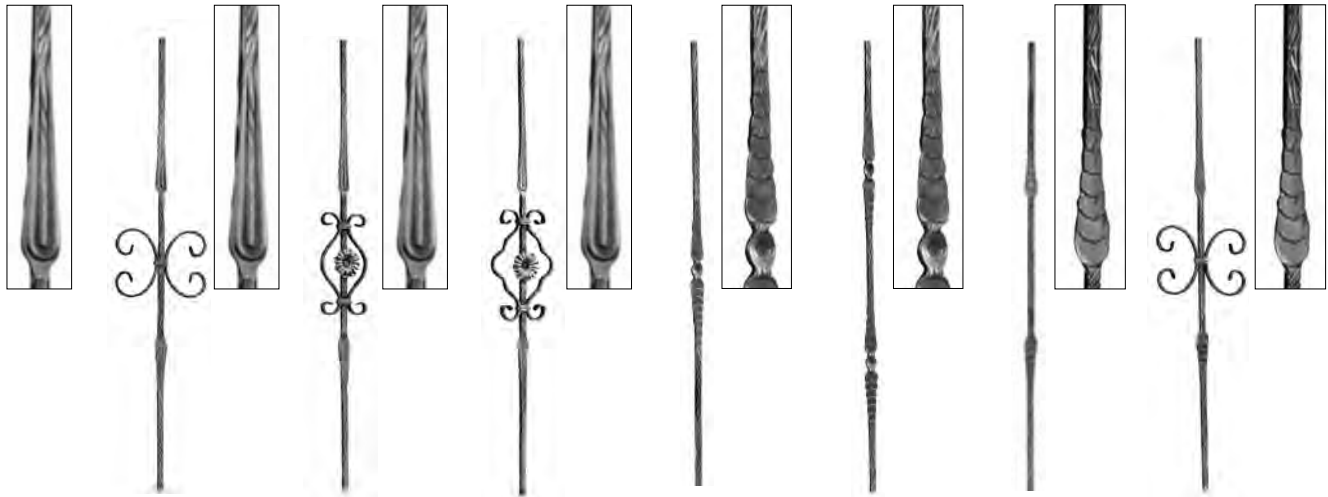


Art. 1705/6 (ex 8028/6) Mtl 9/16" sq. H 39 3/8" Wt. 3.4 lbs.	Art. 1705/8 (ex 8028/8) Mtl 9/16" sq. W 5 11/16" H 39 3/8" Wt. 4.2 lbs.	Art. 1705/10 (ex 8028/10) Mtl 9/16" sq. W 6 7/8" H 39 3/8" Wt. 4.9 lbs.	Art. 1705/12 (ex 8028/12) Mtl 9/16" sq. W 5 11/16" H 39 3/8" Wt. 4.9 lbs.	Art. 1710/2 (ex 9114/7) Mtl 9/16" sq. H 39 3/8" Wt. 3.4 lbs.	Art. 1710/4 (ex 9114/8) Mtl 9/16" sq. H 39 3/8" Wt. 3.4 lbs.	Art. 1710/6 (ex 9114/9) Mtl 9/16" sq. H 39 3/8" Wt. 3.4 lbs.	Art. 1710/8 (ex 9114/10) Mtl 9/16" sq. H 39 3/8" Wt. 4.4 lbs.
---	---	---	---	---	---	---	--

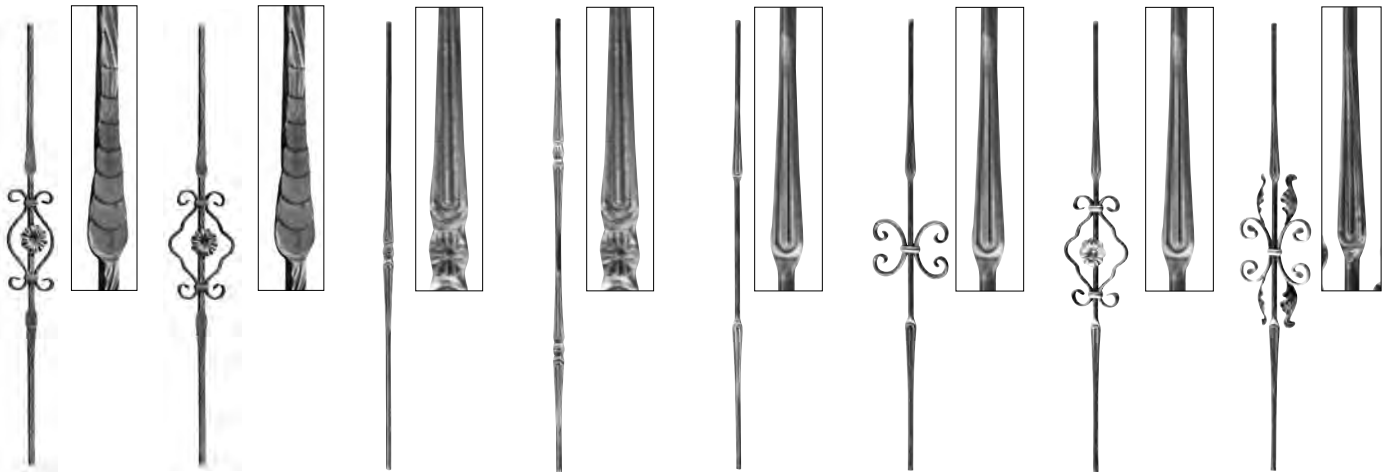
Stamped Stair and Rail Balusters



Art. 1710/10 (ex 9114/11)	Art. 1710/12 (ex 9114/12)	Art. 1730/2 (ex 8029/2)	Art. 1730/4 (ex 8028/4)	Art. 1730/6 (ex 8028/6)	Art. 1730/8 (ex 8028/8)	Art. 1710/14 (ex 9115/1)	Art. 1710/16 (ex 9115/2)
Mtl 9/16" sq.	Mtl 9/16" sq.	Mtl 9/16" sq.	Mtl 9/16" sq.	Mtl 9/16" sq.	Mtl 9/16" sq.	Mtl 9/16" sq.	Mtl 9/16" sq.
H 39 3/8"	H 39 3/8"	H 39 3/8"	H 39 3/8"	H 39 3/8"	H 39 3/8"	H 39 3/8"	H 39 3/8"
Wt. 4.4 lbs.	Wt. 4.4 lbs.	Wt. 3.4 lbs.	Wt. 3.4 lbs.	Wt. 3.4 lbs.	Wt. 3.4 lbs.	Wt. 3.4 lbs.	Wt. 3.4 lbs.




Art. 1710/18 (ex 9115/3)	Art. 1710/20 (ex 9115/4)	Art. 1710/22 (ex 9115/5)	Art. 1710/24 (ex 9115/6)	Art. 1713/2 (ex 9114/1)	Art. 1713/4 (ex 9114/2)	Art. 1713/6 (ex 9114/3)	Art. 1713/8 (ex 9114/4)
Mtl 9/16" sq.	Mtl 9/16" sq.	Mtl 9/16" sq.	Mtl 9/16" sq.	Mtl 9/16" sq.	Mtl 9/16" sq.	Mtl 9/16" sq.	Mtl 9/16" sq.
H 39 3/8"	H 39 3/8"	H 39 3/8"	H 39 3/8"	H 39 3/8"	H 39 3/8"	H 39 3/8"	H 39 3/8"
Wt. 3.4 lbs.	Wt. 4.4 lbs.	Wt. 4.4 lbs.	Wt. 4.4 lbs.	Wt. 3.4 lbs.	Wt. 3.4 lbs.	Wt. 3.4 lbs.	Wt. 4.4 lbs.

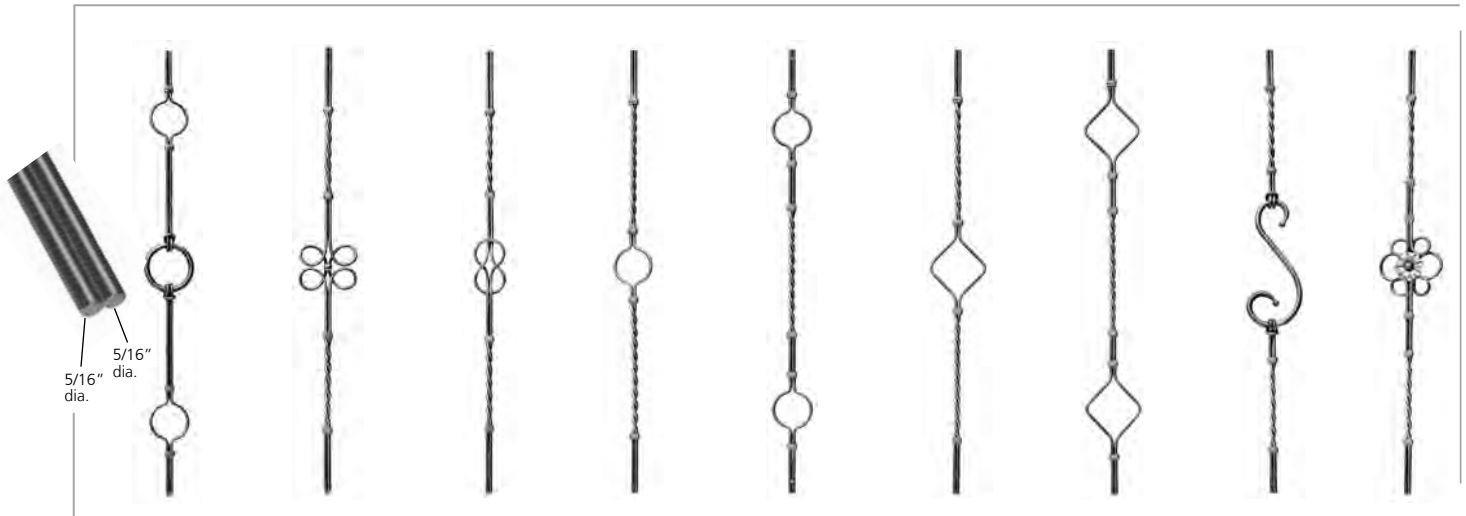


Art. 1713/10 (ex 9114/5)	Art. 1713/12 (ex 9114/6)	Art. 1716/14 (ex 9114/7)	Art. 1716/16 (ex 9114/8)	Art. 1716/18 (ex 9114/9)	Art. 1716/20 (ex 9114/10)	Art. 1716/22 (ex 9114/11)	Art. 1716/24 (ex 9114/12)
Mtl 9/16" sq.	Mtl 9/16" sq.	Mtl 9/16" dia.	Mtl 9/16" dia.	Mtl 9/16" dia.	Mtl 9/16" dia.	Mtl 9/16" dia.	Mtl 9/16" dia.
H 39 3/8"	H 39 3/8"	H 39 3/8"	H 39 3/8"	H 39 3/8"	H 39 3/8"	H 39 3/8"	H 39 3/8"
Wt. 4.4 lbs.	Wt. 4.4 lbs.	Wt. 3.4 lbs.	Wt. 3.4 lbs.	Wt. 3.4 lbs.	Wt. 4.4 lbs.	Wt. 4.4 lbs.	Wt. 4.4 lbs.

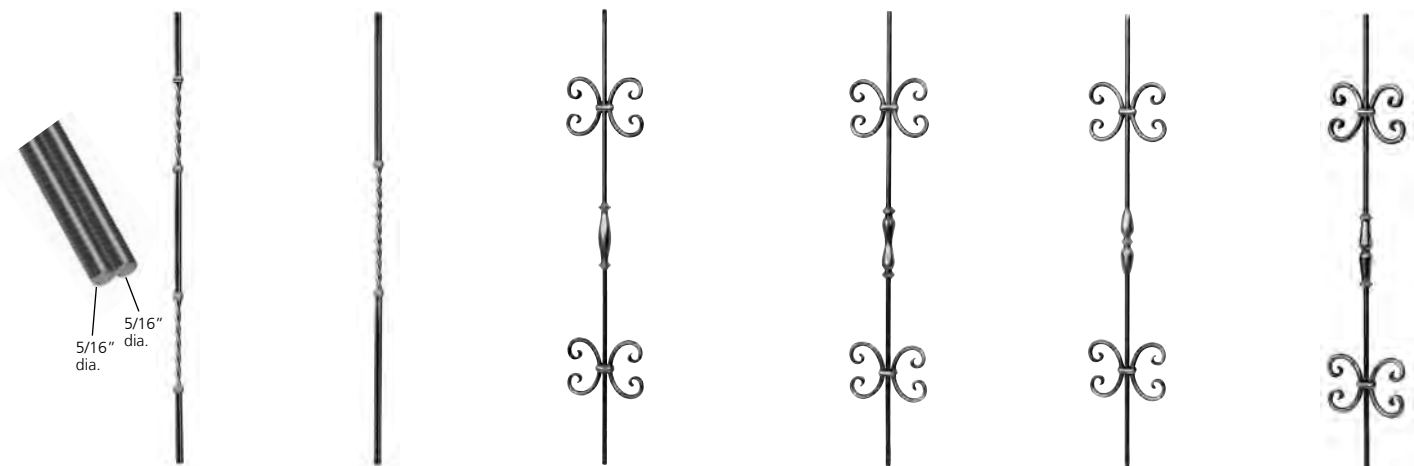
Stair and Rail Balusters



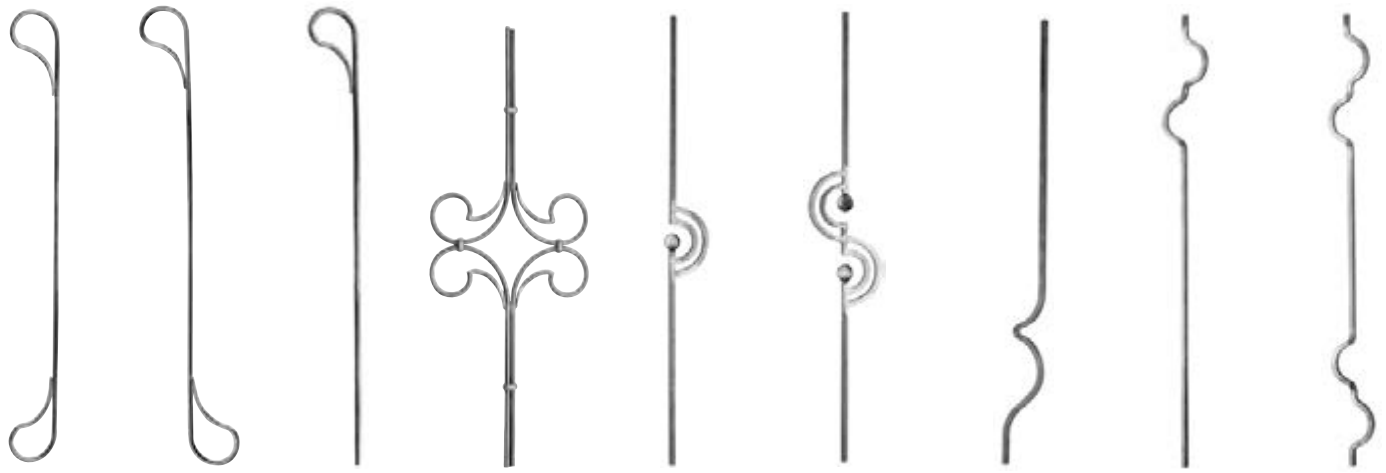
Art. 1729/2 (ex 9116/1) Mtl 9/16" sq. H 39 3/8" Wt. 3.6 lbs.	Art. 1729/4 (ex 9116/2) Mtl 9/16" sq. H 39 3/8" Wt. 3.5 lbs.	Art. 1729/6 (ex 9116/3) Mtl 9/16" sq. H 39 3/8" Wt. 5.1 lbs.	Art. 1729/8 (ex 9116/4) Mtl 9/16" sq. H 39 3/8" Wt. 3.1 lbs.	Art. 1729/10 (ex 9116/5) Mtl 9/16" sq. H 39 3/8" Wt. 3.4 lbs.	Art. 1729/12 (ex 9116/6) Mtl 9/16" sq. H 39 3/8" Wt. 3.4 lbs.	Art. 1131/3 Mtl 9/16" sq. W 5 1/8" H 39 3/8" Wt. 3.5 lbs.	Art. 1055/2 Mtl 1/2" sq. H 4 1/2" H 39 3/8" Wt. 2.4 lbs.
---	---	---	---	--	--	--	---



Art. 615/2 W 4 3/4" H 35 7/16" Wt. 2.8 lbs.	Art. 615/3 W 4 15/16" H 35 7/16" Wt. 2.3 lbs.	Art. 615/4 W 2 3/4" H 35 7/16" Wt. 2.1 lbs.	Art. 617/1 W 3 9/16" H 35 7/16" Wt. 1.8 lbs.	Art. 617/2 W 3 9/16" H 35 7/16" Wt. 1.9 lbs.	Art. 617/3 W 4 3/4" H 35 7/16" Wt. 1.8 lbs.	Art. 617/4 W 4 3/4" H 35 7/16" Wt. 1.9 lbs.	Art. 617/5 W 4 3/4" H 35 7/16" Wt. 3.1 lbs.	Art. 615/1 W 5 7/8" H 35 7/16" Wt. 2.8 lbs.
---	---	---	--	--	---	---	---	---



Art. 617/6 H 35 7/16" Wt. 1.9 lbs.	Art. 617/7 H 35 7/16" Wt. 1.7 lbs.	Art. 1068/1 Mtl 1/2" dia. W 6 7/8" H 39 3/8" Wt. 5.1 lbs.	Art. 1068/2 Mtl 1/2" dia. W 6 7/8" H 39 3/8" Wt. 5.1 lbs.	Art. 1068/3 Mtl 1/2" dia. W 6 7/8" H 39 3/8" Wt. 5.1 lbs.	Art. 1068/4 Mtl 1/2" dia. W 6 7/8" H 39 3/8" Wt. 5.1 lbs.
---	---	--	--	--	--



Art. 1054/4	Art. 1054/5	Art. 1054/6	Art. 1053/1	Art. 1089/3	Art. 1089/4	Art. 1097/3	Art. 1115/1	Art. 1115/2
Mtl 1/2" dia.	Mtl 1/2" dia.	Mtl 1/2" dia.	Mtl 15/16" x 1/2"	Mtl 1/2" sq.	Mtl 1/2" sq.	Mtl 1/2" sq.	Mtl 1/2" sq.	Mtl 1/2" sq.
W 4 5/16"	W 8 9/32"	W 4 5/16"	W 14 5/32"	W 3 15/16"	W 6 1/2"	W 4 1/8"	W 4 1/8"	W 4 1/8"
H 39 3/8"	H 39 3/8"	H 39 3/8"	H 39 3/8"	H 39 3/8"	H 39 3/8"	H 39 3/8"	H 39 3/8"	H 39 3/8"
Wt. 2.9 lbs.	Wt. 2.9 lbs.	Wt. 2.5 lbs.	Wt. 7.3 lbs.	Wt. 3.3 lbs.	Wt. 4 lbs.	Wt. 3.1 lbs.	Wt. 2.6 lbs.	Wt. 2.8 lbs.




Art. 1073/1
Mtl 3/8" dia.
W 9 7/16"
H 39 3/8"
Wt. 2.7 lbs.



Art. 1073/2
Mtl 3/8" dia.
W 9 7/16"
H 39 3/8"
Wt. 4.4 lbs.



Art. 1074/1
Mtl 3/8" dia.
W 8 1/16"
H 39 3/8"
Wt. 4.1 lbs.



Art. 1075/1
Mtl 3/8" dia.
W 9 5/8"
H 39 3/8"
Wt. 4.6 lbs.



Art. 1075/2
Mtl 3/8" dia.
W 9 5/8"
H 39 3/8"
Wt. 4.5 lbs.



Art. 1073/3
Mtl 3/8" dia.
W 6 5/16"
H 39 3/8"
Wt. 3.8 lbs.



Art. 1074/2
Mtl 3/8" dia.
W 9 1/16"
H 39 3/8"
Wt. 4.0 lbs.



Art. 1141/1
Mtl 15/16" x 1/2"
W 7 11/16"
H 39 3/8"
Wt. 7.7 lbs.



Art. 1141/2
Mtl 15/16" x 1/2"
W 7 11/16"
H 39 3/8"
Wt. 7.7 lbs.

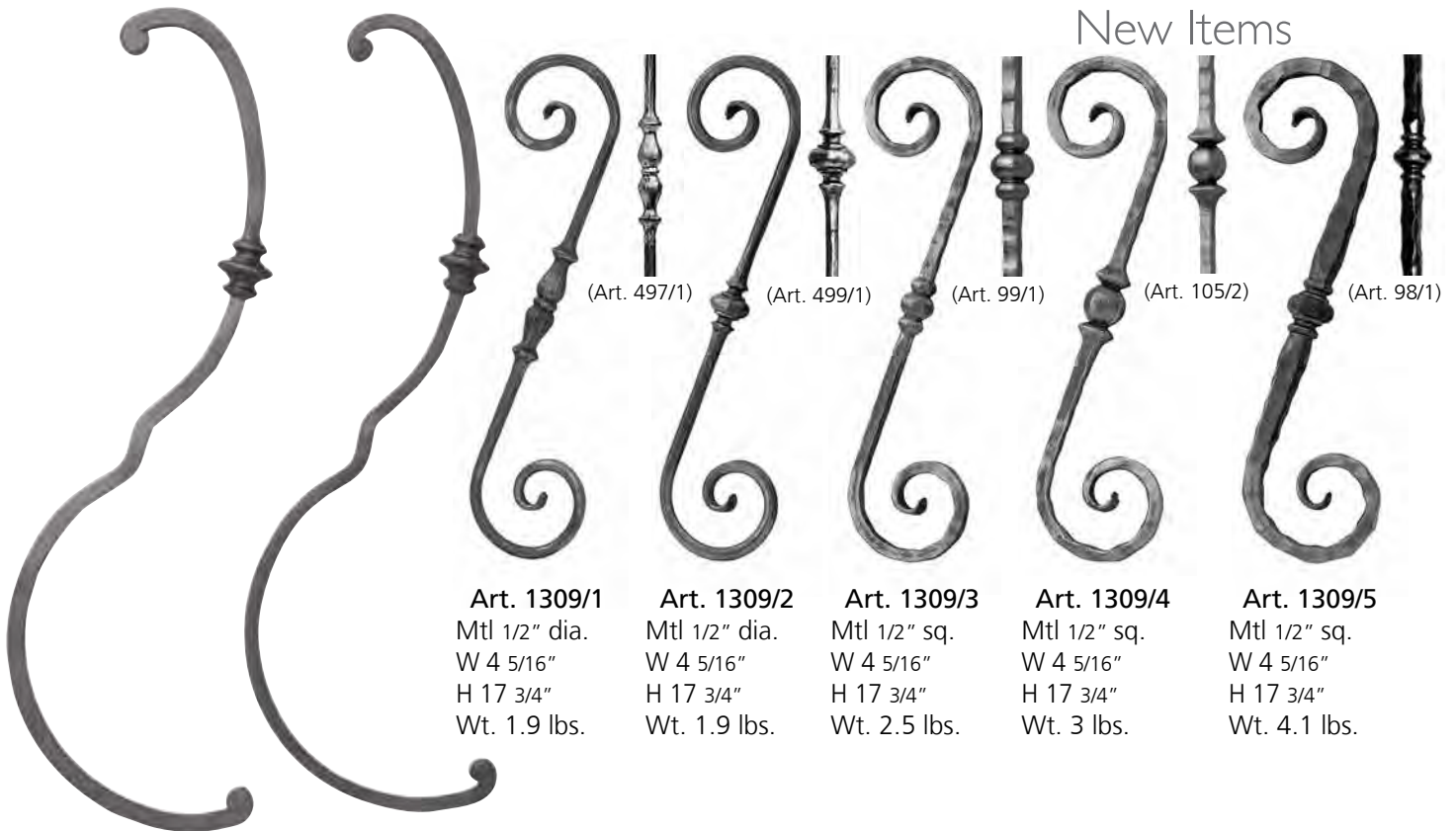




BELLY PICKETS

Quick Reference # 8

New Items



(Art. 497/1)

(Art. 499/1)

(Art. 99/1)

(Art. 105/2)

(Art. 98/1)

Art. 1309/1
Mtl 1/2" dia.
W 4 5/16"
H 17 3/4"
Wt. 1.9 lbs.

Art. 1309/2
Mtl 1/2" dia.
W 4 5/16"
H 17 3/4"
Wt. 1.9 lbs.

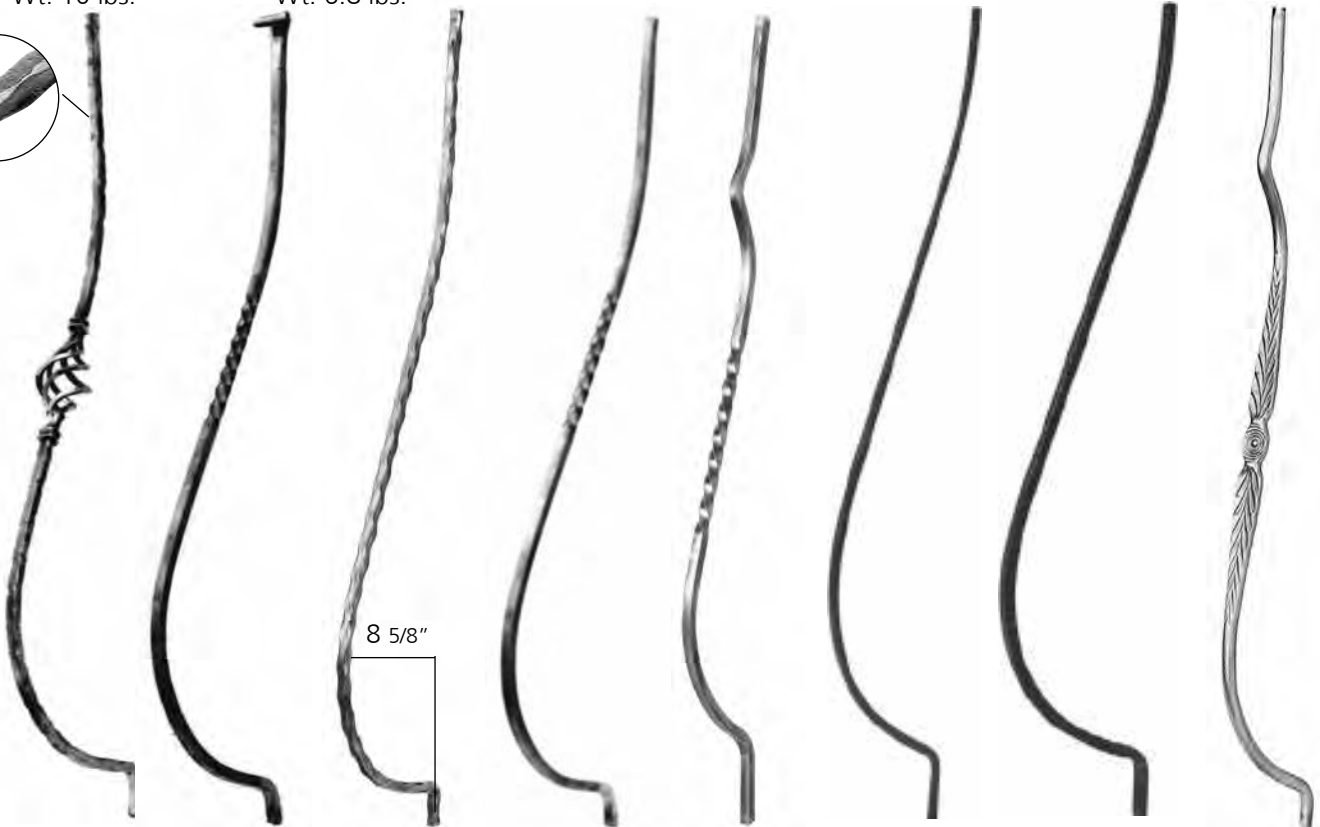
Art. 1309/3
Mtl 1/2" sq.
W 4 5/16"
H 17 3/4"
Wt. 2.5 lbs.

Art. 1309/4
Mtl 1/2" sq.
W 4 5/16"
H 17 3/4"
Wt. 3 lbs.

Art. 1309/5
Mtl 1/2" sq.
W 4 5/16"
H 17 3/4"
Wt. 4.1 lbs.

Art. GD0021/Q20
Mtl 3/4" sq.
W 11 39/64" approx
H 35 53/64" approx
Wt. 10 lbs.

Art. GD0021/Q16
Mtl 5/8" sq.
W 11 39/64" approx
H 35 53/64" approx
Wt. 6.8 lbs.



8 5/8"

Art. 47/11
Mtl 9/16" sq.
W 2 1/8"
H 35 7/16"
Wt. 3.3 lbs.

Art. 47/10
Mtl 9/16" sq.
H 35 7/16"
Wt. 3.0 lbs.

Art. 47/12
Mtl 9/16" sq.
H 35 7/16"
Wt. 3.1 lbs.

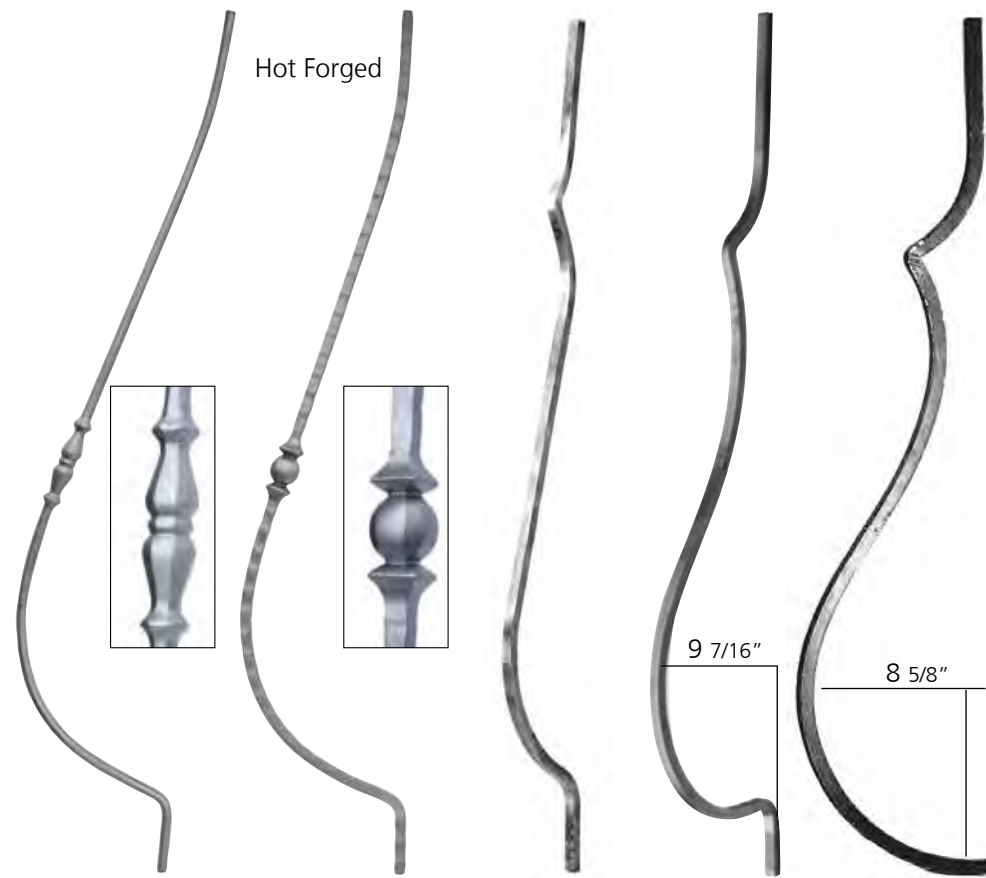
Art. 47/9
Mtl 1/2" sq.
H 35 7/16"
Wt. 3.4 lbs.

Art. 64/D/3
Mtl 1/2" sq.
H 35 7/16"
Wt. 2.6 lbs.

Art. 1783/4
Mtl 1/2" sq.
H 39 3/8"
Wt. 6 lbs.

Art. 1783/6
Mtl 1/2" sq.
H 39 3/8"
Wt. 4 lbs.

Art. 578/15
Mtl 9/16" dia.
H 35 7/16"
Wt. 3.0 lbs.




Art. 1783/3
Mtl 1/2" dia.
H 39 3/8"
Wt. 3.4 lbs.

Art. 1783/5
Mtl 1/2" sq.
H 39 3/8"
Wt. 3.4 lbs.

Art. 64/D/4
Mtl 1/2" sq.
H 35 7/16"
Wt. 2.3 lbs.

Art. 1782/1
(ex 9121/1)
Mtl 9/16" sq.
H 39 3/8"
Wt. 4.1 lbs.

Art. 70/D/5
Mtl 9/16" sq.
H 35 7/16"
Wt. 3.4 lbs.



Art. 64/H/2
Mtl 9/16" sq.
H 35 7/16"
Wt. 3.0 lbs.

Art. 64/H/4
Mtl 9/16" sq.
W 1 3/16"
H 35 7/16"
Wt. 2.9 lbs.

Art. 64/H/6
Mtl 9/16" sq.
W 5 1/2"
H 35 7/16"
Wt. 3.5 lbs.

Art. 64/H/10
Mtl 9/16" sq.
W 1 3/16"
H 35 7/16"
Wt. 3.1 lbs.

Art. 64/H/8
Mtl 9/16" sq.
W 8 7/8"
H 35 7/16"
Wt. 5.5 lbs.

Art. 1782/7
(ex 8033/2)
Mtl 9/16" sq.
W 8 1/4"
H 39 3/8"
Wt. 5.8 lbs.

Art. 1782/8
(ex 8033/3)
Mtl 9/16" sq.
W 8 1/4"
H 39 3/8"
Wt. 6.2 lbs.

Art. 1782/9
(ex 8033/3)
Mtl 9/16" sq.
W 9 7/8"
H 39 3/8"
Wt. 6.8 lbs.



Shown: 44/12



Hammered on 4 corners

Art. 44/12
Mtl 1 9/16" x 5/16"
H 39 3/8"
Wt. 7.7 lbs.



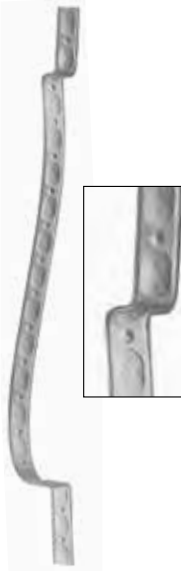
Art. 1791/1
(ex 8032/1)
Mtl 1 9/16" x 5/16"
H 39 3/8"
Wt. 5.7 lbs.



Art. 1785/4
(ex 8032/5)
Mtl 1 3/16" x 3/16"
H 37 13/32"
Wt. 5.7 lbs.



Art. 46/6
Mtl 1 9/16" x 5/32"
H 31 1/2"
Wt. 3.2 lbs.



Art. 1789/5
(ex 9120/1)
Mtl 1 7/32" x 3/16"
H 31 1/2"
Wt. 1.9 lbs.




Art. 1789/1
(ex 9120/2)
Mtl 1 1/4" x 3/16"
H 31 1/2"
Wt. 1.6 lbs.



Art. 1789/3
(ex 9120/3)
Mtl 1 1/16" x 3/16"
H 31 1/2"
Wt. 1.1 lbs.



Art. 1789/4
(ex 9120/4)
Mtl 1 7/32" x 3/16"
H 31 1/2"
Wt. 1.9 lbs.

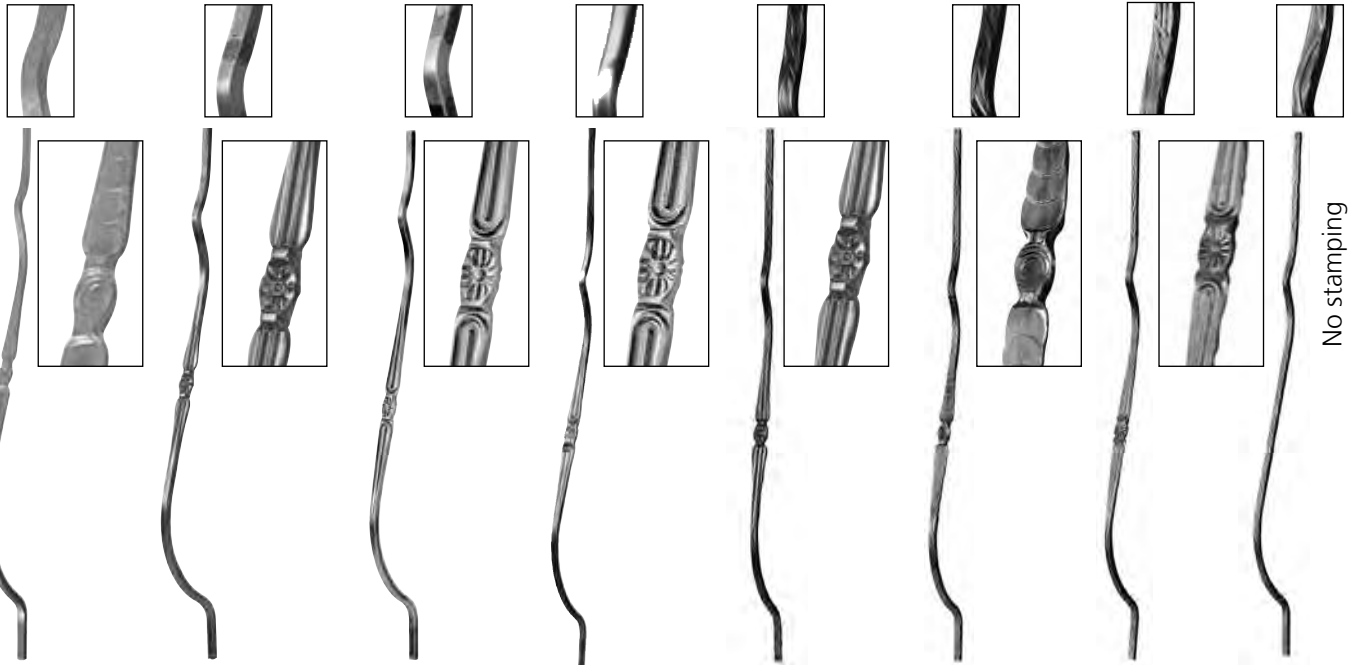


Art. 1789/2
(ex 9120/5)
Mtl 1 1/4" x 3/16"
H 31 1/2"
Wt. 2.0 lbs.

Shown: 1702/14



Art. 47/1
Mtl 1/2" sq.
W 6 5/16"
H 35 7/16"
Wt. 3.4 lbs.



No stamping

Art. 1702/14
(ex 8027/22)
Mtl 9/16" sq.
H 39 3/8"
Wt. 3.6 lbs.

Art. 1705/14
(ex 8028/14)
Mtl 9/16" sq.
H 39 3/8"
Wt. 3.6 lbs.

Art. 1701/14
(ex 8027/8)
Mtl 9/16" sq.
H 39 3/8"
Wt. 3.6 lbs.

Art. 1779/14
(ex 9121/2)
Mtl 9/16" dia.
H 39 3/8"
Wt. 3.6 lbs.

Art. 1780/10
(ex 9121/3)
Mtl 9/16" sq.
H 39 3/8"
Wt. 3.6 lbs.

Art. 1780/12
(ex 9121/4)
Mtl 9/16" sq.
H 39 3/8"
Wt. 3.6 lbs.

Art. 1780/14
(ex 9121/5)
Mtl 9/16" sq.
H 39 3/8"
Wt. 3.6 lbs.


Art. 1780/16
(ex 9121/6)
Mtl 9/16" sq.
H 39 3/8"
Wt. 3.6 lbs.

Shown: 46/6



Shown: 47/10





NEWEL POSTS

Quick Reference # 8

New Items **New Items**



Art. 112/B/9
Mtl 25/32" sq.
H 42"
Wt. 8.0 lbs.



Art. 801/4
Mtl 1 3/16" dia.
H 43"
Wt. 11 lbs.

Match for art. 462/2



Art. 1149/7
Mtl 3/4" sq.
H 47"
Wt. 8.1 lbs.

Match for art. 1144/5 - 1144/6
Brass basket art. 160/43



Art. 1149/8
Mtl 3/4" sq.
H 47"
Wt. 8.1 lbs.

Match for art. 1144/3 - 1144/4
Brass basket art. 160/44



Art. 1203/1
Mtl 15/16" dia.
H 47"
Wt. 7.7 lbs.



Art. 626/19

Match for art. 1151/3 - 1151/4



Art. 1203/2
Mtl 15/16" dia.
H 47"
Wt. 7.7 lbs.

Match for art. 1151/1 - 1151/2



Shown: 112/B/9



Balusters: 48/1, 48/2

Art. 113/1
Mtl 3/4" sq.
H 43"
Wt. 8 lbs.
Art. 113/2
Mtl 1 3/16" sq.
H 43"
Wt. 17.6 lbs.



Balusters: 48/3, 48/4

Art. 113/3
Mtl 3/4" sq.
H 43"
Wt. 8 lbs.
Art. 113/4
Mtl 1 3/16" sq.
H 43"
Wt. 20 lbs.

Shown: 1777/5



Balusters: 576/1, 576/2

Art. 801/5
Mtl 1" dia.
H 47"
Wt. 11 lbs.



Balusters: 64/F/3, 64/F/5, 64/F/7, 64/F/9, 64/G/2

Art. 64/F/1
Mtl 1" sq.
H 47"
Wt. 13 lbs.




Art. 1701/15
(ex 8027/9)
Mtl 1" sq.
H 47"
Wt. 13 lbs.




Art. 1702/15
(ex 8027/16)
Mtl 1" sq.
H 47"
Wt. 13 lbs.



Art. 1705/15
(ex 8028/15)
Mtl 1" sq.
H 47"
Wt. 13 lbs.




Art. 1777/6
(ex 9146/1)
Mtl 1" sq.
H 47"
Wt. 13 lbs.



Art. 1777/5
(ex 9146/2)
Mtl 1" sq.
H 47"
Wt. 13 lbs.



Art. 1777/4
(ex 9146/3)
Mtl 1" sq.
H 47"
Wt. 13 lbs.



Art. 1777/1
(ex 9146/4)
Mtl 1" sq.
H 47"
Wt. 13 lbs.

Newel Posts



Art. 1775/13
(ex 9147/1)
Mtl 1" sq.
H 47"
Wt. 13 lbs.



Art. 639/5
Mtl 1 3/16" sq.
H 47"
Wt. 8.0 lbs.



Steel tube with wooden bushing
2 31/64" dia.

Art. 806/6
Tube Mtl 1 9/16" dia.
H 47"
Wt. 4.5 lbs.



Steel tube with solid brass bushing
2 31/64" dia.

Art. 145/3
Mtl 1 9/16" dia.
H 39 3/8"
Wt. 5.5 lbs.

Art. 1775/14
(ex 9147/3)
Mtl 1 3/16" sq.
H 47"
Wt. 18.7 lbs.



Balusters: 64/1/3, 64/1/4

Art. 64/1/1
Mtl 1" sq.
H 47"
Wt. 14.7 lbs.



Balusters: 50/5, 50/6, 50/7, 50/8

Art. 113/5
Mtl 3/4" sq.
H 43"
Wt. 8.4 lbs.
Art. 113/6
Mtl 1 3/16" sq.
H 43"
Wt. 17 lbs.



Match for twisted bars

Art. 113/7
Mtl 3/4" sq.
H 43"
Wt. 13 lbs.
Art. 113/8
Mtl 1 3/16" sq.
H 43"
Wt. 15 lbs.





Shown: 802/1, 118H/1, 488/1



Balusters: 118/H/1, 118/H/2, 488/1

Art. 802/1
Mtl 1 3/16" sq.
W 13 3/4"
H 39 3/8"
Wt. 37.8 lbs.



Art. 802/2
Mtl 1" x 1/2"
W 10 5/8"
H 25 5/8"
Wt. 15.8 lbs.



Balusters: 1160/8, 488/1

Art. 1206/1
Mtl 1 3/16" sq.
W 10 5/8" x H 47"
Wt. 24.2 lbs.



Art. 1207/1
Mtl 2 3/8" sq. tube
W 3 11/32"
H 47"
Wt. 26.4 lbs.



Art. 1207/2
Mtl 3 5/32" sq. tube
W 4 1/8"
H 47"
Wt. 33 lbs.



Art. 1207/3
Mtl 2 15/16" dia. tube
W 3 15/16" dia.
H 47"
Wt. 24 lbs.



Art. 1207/4
Mtl 3 15/16" dia. tube
W 5 5/16" dia.
H 47"
Wt. 29.7 lbs.



Shown: 1207/2

NEWEL POSTS

Forged Newel Posts



Art. 797/1
Mtl 1 3/16" sq.
H 47"
Wt. 16.9 lbs.



Art. 798/2
Mtl 1" sq.
H 43"
Wt. 11.4 lbs.

Balusters: 505/3, 505/4



Art. GD0029
Mtl 1 3/16" sq.
H 51 3/16"
Wt. 20.3 lbs.



Art. 799/1
Mtl 1" sq.
H 43 5/16"
Wt. 17.16 lbs.

Balusters: 505/3, 505/4, 105/3, 105/4



Art. 1775/15
Mtl 1" sq.
H 47"
Wt. 13 lbs.

Balusters: 1159/5, 1159/6, 105/1, 105/2



Art. 801/6
Mtl 1 3/16" sq.
H 47"
Wt. 21.1 lbs.



Art. 797/2
Mtl 1 3/16" dia.
H 47"
Wt. 11.5 lbs.

Balusters: 499/1, 499/2

Art. 797/7
Mtl 1 9/16" dia.
H 47"
Wt. 29 lbs.



Shown: 799/1



Shown: 797/2

Forged Newel Posts

Shown: 112/9



Balusters: 118/H/1

Art. 112/3
Mtl 1" sq.
H 47"
Wt. 14 lbs.



Balusters: 110/3, 110/5

Art. 112/9
Mtl 1 3/16" sq.
H 47"
Wt. 14.1 lbs.



Balusters: 108/A/1, 108/A/2

Art. 112/10
Mtl 1 3/16" sq.
H 47"
Wt. 14.3 lbs.



Balusters: 497/1, 497/2

Art. 112/11
Mtl 1 3/16" sq.
H 47"
Wt. 14.3 lbs.

Shown: 112/7



Balusters: 105/1, 105/2

Art. 112/7
Mtl 1" sq.
H 47"
Wt. 14.5 lbs.
Art. 112/8
Mtl 1 3/16" sq.
H 47"
Wt. 18 lbs.



Balusters: 98/1

Art. 112/5
Mtl 1" sq.
H 47"
Wt. 12.5 lbs.
Art. 112/6
Mtl 1 3/16" sq.
H 47"
Wt. 18.7 lbs.
Art. 799/3
Mtl 1 9/16" sq.
H 47"
Wt. 37.4 lbs.



Brass bushing
2 3/4"

Art. 111/3
Mtl 1 3/16" sq.
H 47"
Wt. 15.8 lbs.



Forged round post with wooden bushing 2 3/4" dia.

Art. 807/1
Mtl 1 3/16" dia.
H 47"
Wt. 16 lbs.

Shown: 798/2



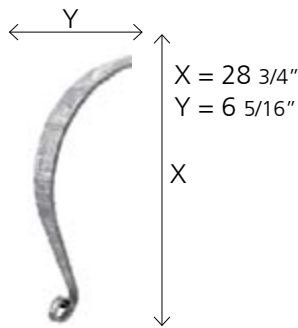
NEWEL POSTS



HANDRAIL AND LONG BARS Quick Reference # 8

New Items


Shown: 811/6



Art. 114/B/3
for handrail Art. 114/2
Wt. 11.3 lbs.




MCRMTH1420
Tubular Handrail:
Width $1 \frac{3}{4}''$
Channel $1''$
Length 20' feet
Thickness 14 gauge



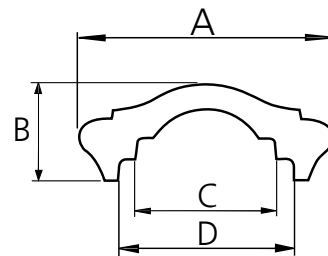
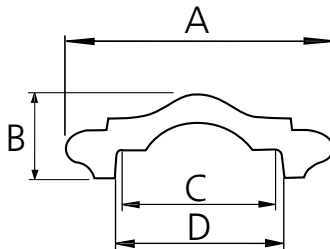
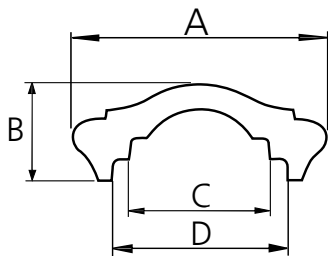
Art. 811/6/58 (MCR112)
A $2 \frac{7}{32}''$
B $\frac{13}{16}''$
C $1 \frac{11}{32}''$
D $1 \frac{9}{16}''$
Wt. 40.6 lbs.
L 19' approx.



Art. 811/7 (MCR)
A $1 \frac{3}{4}''$
B $\frac{9}{16}''$
C $1''$
D $1 \frac{3}{32}''$
Wt. 25.4 lbs.
L 19' 8" approx.



Art. 811/8
A $1 \frac{15}{16}''$
B $\frac{3}{4}''$
C $1 \frac{1}{16}''$
D $1 \frac{11}{32}''$
Wt. 25.4 lbs.
L 19' 8" approx.



Choosing a handrail is as important as the balusters!
Our 114/1 and 114/2 give a forged look. The 114/1 is somewhat less formal in design. Any of these rails work beautifully with our balusters and scrolls.

Hand Forged




Art. 810/B/8
Mtl 2 3/16" x 1 1/16"
L 13' approx.
Wt. 63.7 lbs.
Forged

Art. 114/1
Mtl 2 9/32" x 9/16"
L 78 3/4" or 6.5 ft.
Wt. 30 lbs.
Forged


Art. 114/2
Mtl 2 9/32" x 1 1/16"
L 78 3/4" or 6.5 ft.
Wt. 30 lbs.

Handrails



Art. 811/2
Mtl 2 9/32" x 5/8"
L 13' approx.
Wt. 48.4 lbs.
Forged


Art. 114/A/3
Mtl 2" x 9/16"
L 10' approx.
Wt. 28 lbs.
Art. 1373/4
Mtl 1 9/16" x 7/16"
L 10' approx.
Wt. 18 lbs.



Art. 114/4
Mtl 1 9/16" x 5/16"
L 10' approx.
Wt. 16.5 lbs.

Art. 114/11
Mtl 1 9/16" x 5/16"
L 10' approx.
Wt. 16.5 lbs.

Art. 114/12
Mtl 1 9/16" x 5/16"
L 10' approx.
Wt. 16.5 lbs.



Art. 114/8
Mtl 1 9/16" x 5/16"
L 10' approx.
Wt. 16.6 lbs.



Art. 114/A/1
Mtl 1 23/32" x 9/32"
L 143 23/32"
Wt. 16.5 lbs.



Art. 118/29
Mtl 1 9/16" x 1/8"
L 10' approx.
Wt. 8.3 lbs.

Art. 114/A/2
Mtl 2 3/32" x 1 1/32"
L 143 23/32"
Wt. 26.4 lbs.



Shown: 114/5

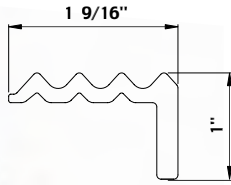


Art. 114/5
Mtl 1 9/16" x 5/16"
L 10' approx.
Wt. 16.5 lbs.



Art. 114/9
Mtl 1 3/16" x 5/16"
L 10' approx.
Wt. 12.8 lbs.

Handrails




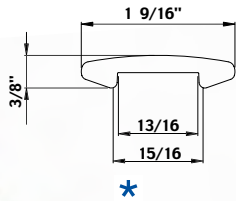
Art. 810/A/20/T
 L ≈ 19' 8" approx.
 Wt. 25.5 lbs.



Shown: 810/A/20/T


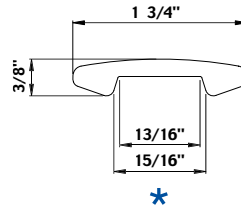
Sizes in inches are approximate
 Weights in pounds and kilograms are approximate

* TO FIT 3/4" TUBING, CHANNEL OR FLAT




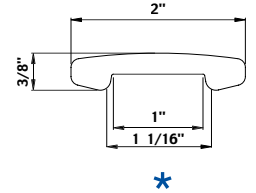

Art. 810/B/16/T
 L ≈ 19' 8" approx.
 Wt. 25.08 lbs.

* TO FIT 3/4" TUBING, CHANNEL OR FLAT



Art. 810/B/17/T
 L ≈ 19' 8" approx.
 Wt. 37.8 lbs.

* TO FIT 1" TUBING, CHANNEL OR FLAT



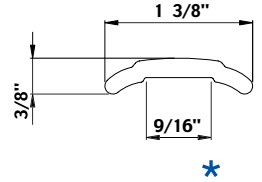

Art. 810/B/18/T
 L ≈ 19' 8" approx.
 Wt. 41.8 lbs.



Shown: 810/B/5/T

Handrails

* TO FIT 9/16" SQUARE BAR



Art. 810/B/5/T
L ≈ 19' 8" approx.
Wt. 22 lbs.

Sizes in inches are approximate - Weights in pounds and kilograms are approximate

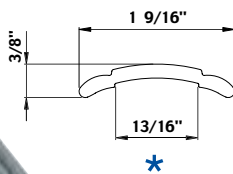

* TO FIT 3/4" TUBING CHANNEL OR FLAT



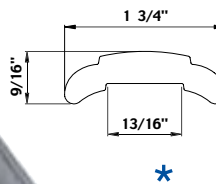
* TO FIT 3/4" TUBING CHANNEL OR FLAT



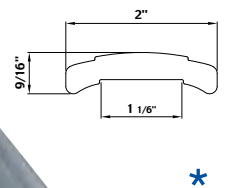

* TO FIT 1" TUBING CHANNEL OR FLAT



Art. 810/B/6/T
L ≈ 19' 8" approx.
Wt. 21 lbs.



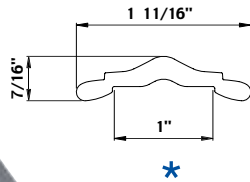
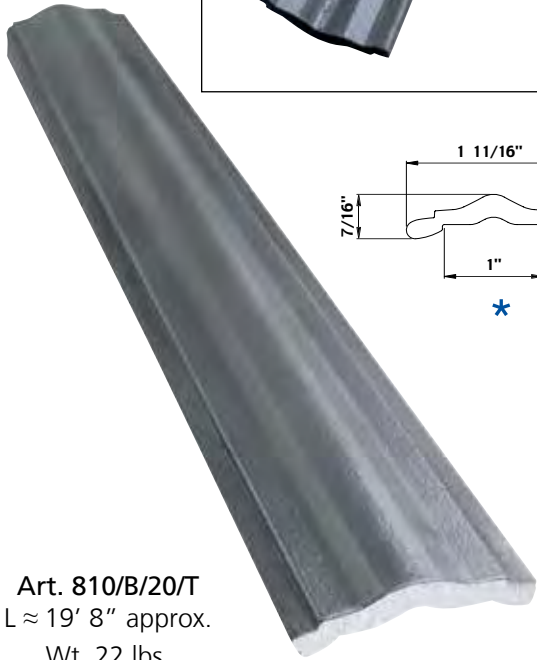

Art. 810/B/7/T
L ≈ 19' 8" approx.
Wt. 37.8 lbs.



Art. 810/B/8/T
L ≈ 19' 8" approx.
Wt. 52 lbs.

Handrails

* To fit 1" TUBING CHANNEL OR FLAT

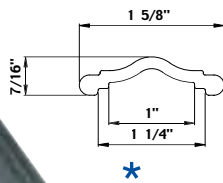
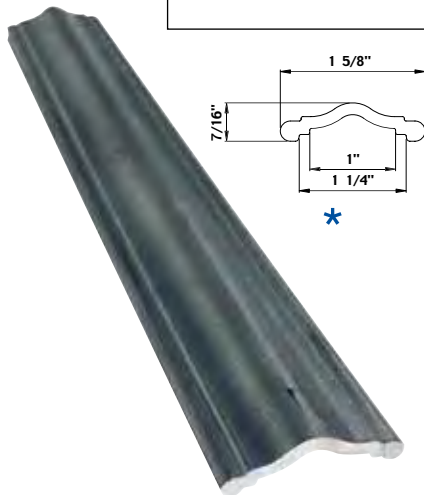


Shown: 810/B/20/T

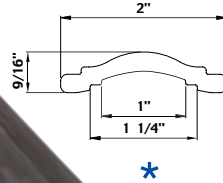

Art. 810/B/20/T
L ≈ 19' 8" approx.
Wt. 22 lbs.

Sizes in inches are approximate - Weights in pounds and kilograms are approximate

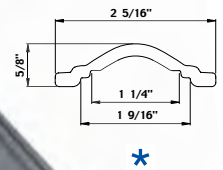
* To fit 1 1/4" TUBING CHANNEL OR FLAT



* To fit 1 1/4" TUBING CHANNEL OR FLAT



* To fit 1 1/4" AND 1 9/16" TUBING CHANNEL OR FLAT




Art. 811/7/T
L ≈ 19' 8" approx.
Wt. 20.7 lbs.

Art. 811/8/T
L ≈ 19' 8" approx.
Wt. 31.24 lbs.

Art. 811/6/T
L ≈ 19' 8" approx.
Wt. 36.1 lbs.

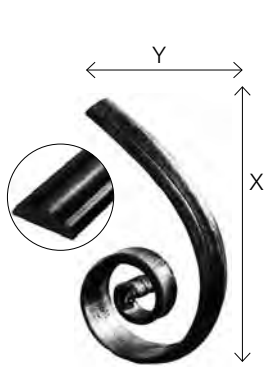
End Pieces for Handrails




Art. 115/1
for handrail Art. 114/1
Wt. 6.13 lbs.
X = 10 3/4"
Y = 16 3/16"



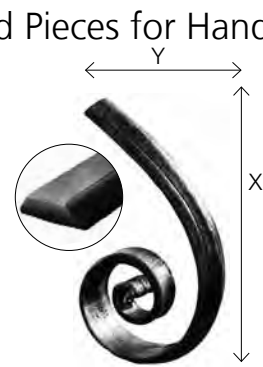
Art. 115/2
for handrail Art. 114/2
Wt. 4.5 lbs.
X = 10 3/4"
Y = 16 3/16"



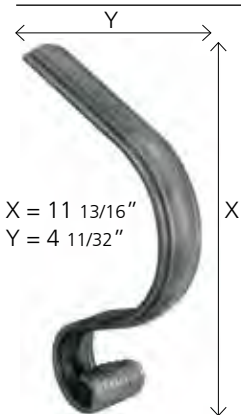
Art. 115/3
for handrail Art. 114/2
Wt. 6.14 lbs.
X = 7 5/16"
Y = 12 3/16"



Art. 115/5
for handrail Art. 114/1
Wt. 12.11 lbs.
X = 30"
Y = 27 3/8"



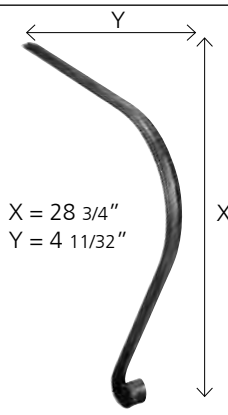
Art. 115/4
for handrail Art. 114/1
Wt. 6.2 lbs.
X = 7 5/16"
Y = 12 3/16"



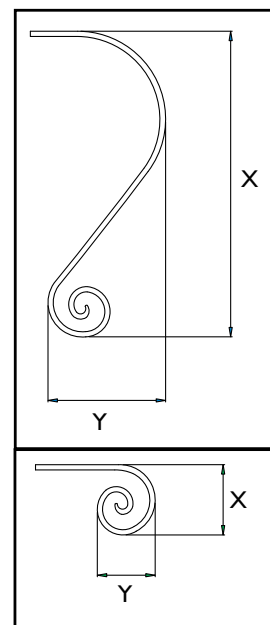
Art. 114/B/14
for handrail Art. 114/A/3
Wt. 5.8 lbs.




Art. 114/B/13
for handrail Art. 114/A/3
Wt. 5.8 lbs.




Art. 114/B/15
for handrail Art. 114/A/3
Wt. 14.5 lbs.



Art. 1377/12
for handrail Art. 1373/4
Wt. 3.5 lbs.




Art. 1377/25
for handrail Art. 1373/4
Wt. 3.9 lbs.




Art. 1377/38
for handrail Art. 1373/4
Wt. 8.6 lbs.




Art. 1817/7
(ex 9154/1)
for handrail Art. 811/2
Wt. 6.9 lbs.



Art. 812/14
for handrail Art. 811/2
Wt. 6.9 lbs.



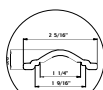
Art. 1817/4
(ex 9154/2)
for handrail Art. 811/2
Wt. 17.2 lbs.



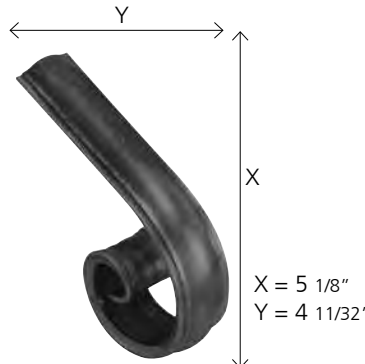
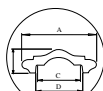
MEASUREMENTS ARE SUBJECT TO CHANGE



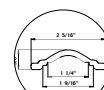
Art. 1377/40
for handrail Art. 811/6
Wt. 4.13 lbs.



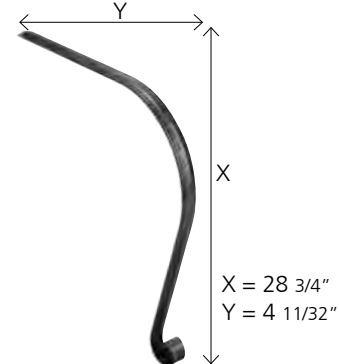
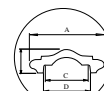
Art. 1377/41
for handrail Art. 811/7
Wt. 2.8 lbs.



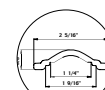
Art. 812/12
for handrail Art. 811/6
Wt. 3.9 lbs.



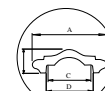
Art. 812/13
for handrail Art. 811/7
Wt. 2.9 lbs.



Art. 1819/10
(ex 9154/3)
for handrail Art. 811/6
Wt. 9.5 lbs.



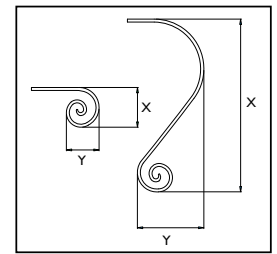
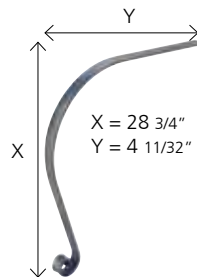
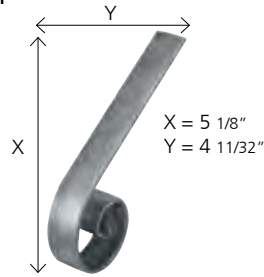
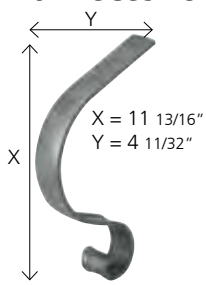
Art. 1819/11
(ex 9154/4)
for handrail Art. 811/7
Wt. 7.5 lbs.



HANDRAIL AND LONG BARS

End Pieces for Handrail

MEASUREMENTS ARE SUBJECT TO CHANGE



Art. 1377/1/T Wt. 2 lbs.
for handrail Art. 810/B/5/T



Art. 1377/14/T Wt. 2 lbs.
for handrail Art. 810/B/5/T



Art. 1820/1 (ex 9155/1) Wt. 2 lbs.
for handrail Art. 810/B/5/T



Art. 1377/2/T Wt. 2 lbs.
for handrail Art. 810/B/6/T



Art. 1377/15/T Wt. 2 lbs.
for handrail Art. 810/B/6/T



Art. 1820/2 (ex 9155/2) Wt. 4.9 lbs.
for handrail Art. 810/B/6/T



Art. 1377/3/T Wt. 3.5 lbs.
for handrail Art. 810/B/7/T



Art. 1377/16/T Wt. 3.5 lbs.
for handrail Art. 810/B/7/T



Art. 1820/3 (ex 9155/3) Wt. 8.8 lbs.
for handrail Art. 810/B/7/T



Art. 1377/4/T Wt. 4 lbs.
for handrail Art. 810/B/8/T



Art. 1377/17/T Wt. 4 lbs.
for handrail Art. 810/B/8/T



Art. 1820/4 (ex 9155/4) Wt. 9.9 lbs.
for handrail Art. 810/B/8/T



Art. 1377/7/T Wt. 2 lbs.
for handrail Art. 810/B/16/T



Art. 1377/20/T Wt. 2 lbs.
for handrail Art. 810/B/16/T



Art. 1820/5 (ex 9155/5) Wt. 4.9 lbs.
for handrail Art. 810/B/16/T



Art. 1377/8/T Wt. 2.9 lbs.
for handrail Art. 810/B/17/T



Art. 1377/21/T Wt. 2.9 lbs.
for handrail Art. 810/B/17/T



Art. 1820/6 (ex 9155/6) Wt. 7.1 lbs.
for handrail Art. 810/B/17/T



Art. 1377/9/T Wt. 3.7 lbs.
for handrail Art. 810/B/18/T



Art. 1377/22/T Wt. 3.7 lbs.
for handrail Art. 810/B/18/T



Art. 1820/7 (ex 9155/7) Wt. 9.3 lbs.
for handrail Art. 810/B/18/T



Art. 1377/5/T Wt. 2.3 lbs.
for handrail Art. 810/B/20/T



Art. 1377/18/T Wt. 2.3 lbs.
for handrail Art. 810/B/20/T



Art. 1820/8 (ex 9155/8) Wt. 5.8 lbs.
for handrail Art. 810/B/20/T



Art. 1377/40/T Wt. 3.2 lbs.
for handrail Art. 811/6/T



Art. 812/12/T Wt. 3.2 lbs.
for handrail Art. 811/6/T



Art. 1820/9 (ex 9155/9) Wt. 8.1 lbs.
for handrail Art. 811/6/T



Art. 1377/41/T Wt. 1.7 lbs.
for handrail Art. 811/7/T



Art. 812/13/T Wt. 1.7 lbs.
for handrail Art. 811/7/T



Art. 1820/10 (ex 9155/10) Wt. 4.2 lbs.
for handrail Art. 811/7/T



Art. 1377/42/T Wt. 2.7 lbs.
for handrail Art. 811/8/T



Art. 812/15/T Wt. 2.7 lbs.
for handrail Art. 811/8/T



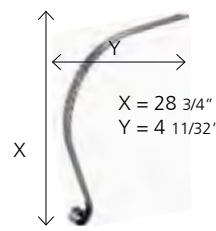
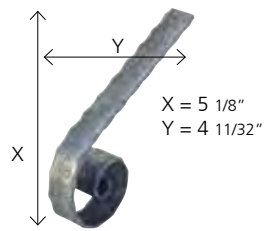
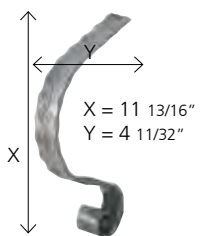

Art. 1820/11 (ex 9155/11) Wt. 6.8 lbs.
for handrail Art. 811/8/T



Shown: 1820/1



Shown: 114/B/5



Art. 116/2 Wt. 3 lbs.
for handrail Art. 114/5



Art. 116/10 Wt. 3 lbs.
for handrail Art. 114/5



Art. 114/B/5 Wt. 7.5 lbs.
for handrail Art. 114/5



Art. 116/5 Wt. 3 lbs.
for handrail Art. 114/8



Art. 116/13 Wt. 3 lbs.
for handrail Art. 114/8



Art. 114/B/8 Wt. 7.5 lbs.
for handrail Art. 114/8



Art. 116/1 Wt. 3 lbs.
for handrail Art. 114/4



Art. 116/9 Wt. 3 lbs.
for handrail Art. 114/4



Art. 114/B/4 Wt. 7.5 lbs.
for handrail Art. 114/4



Art. 116/7 Wt. 3 lbs.
for handrail Art. 114/11



Art. 116/15 Wt. 3 lbs.
for handrail Art. 114/11



Art. 114/B/10 Wt. 7.5 lbs.
for handrail Art. 114/11



Art. 116/8 Wt. 3 lbs.
for handrail Art. 114/12



Art. 116/16 Wt. 3 lbs.
for handrail Art. 114/12



Art. 114/B/11 Wt. 7.5 lbs.
for handrail Art. 114/12



Art. 114/B/1 Wt. 3.2 lbs.
for handrail Art. 114/A/1



Art. 1818/15 (ex 9155/12)
Wt. 3.2 lbs. for handrail Art. 114/A/1



Art. 1818/5 (ex 9155/14)
Wt. 8 lbs. for handrail Art. 114/A/1



Art. 114/B/2 Wt. 5.2 lbs.
for handrail Art. 114/A/2



Art. 1818/16 (ex 9155/13)
Wt. 5.2 lbs. for handrail Art. 114/A/2



Art. 1818/6 (ex 9155/15)
Wt. 13 lbs. for handrail Art. 114/A/2



Mtl. 8 1/6" dia.



Art. 1825/9 (ex 9156/1)

for handrail Art. 810/B/5/T
Wt. 1.1 lbs.



Art. 1825/10 (ex 9156/2)

for handrail Art. 810/B/6/T
Wt. 1 lbs.



Art. 1825/11 (ex 9156/3)

for handrail Art. 810/B/7/T
Wt. 1.9 lbs.



Art. 1825/12 (ex 9156/4)

for handrail Art. 810/B/8/T
Wt. 2.6 lbs.



Art. 1825/13 (ex 9156/5)

for handrail Art. 810/B/16/T
Wt. 1.2 lbs.



Art. 1825/14 (ex 9156/6)

for handrail Art. 810/B/17/T
Wt. 1.9 lbs.



Art. 1825/15 (ex 9156/7)

for handrail Art. 810/B/18/T
Wt. 2.1 lbs.



Art. 1825/16 (ex 9156/8)

for handrail Art. 811/6/T
Wt. 1.9 lbs.



Art. 1825/17 (ex 9156/9)

for handrail Art. 811/7/T
Wt. 1 lbs.



Art. 1825/18 (ex 9156/10)

for handrail Art. 811/8/T
Wt. 1.5 lbs.



Mtl. 12 25/32" dia.



Art. 1822/1 (ex 9156/11)

for handrail Art. 114/A/3
Wt. 6.6 lbs.



Art. 1822/2 (ex 9156/12)

for handrail Art. 1373/4
Wt. 4.4 lbs.



Art. 1822/7 (ex 9156/13)

for handrail Art. 114/A/1
Wt. 3.3 lbs.



Art. 1822/8 (ex 9156/14)

for handrail Art. 114/A/2
Wt. 5.5 lbs.



Art. 1822/9 (ex 9156/15)

for handrail Art. 114/1
Wt. 11.3 lbs.



Art. 1822/10 (ex 9156/16)

for handrail Art. 114/2
Wt. 11.3 lbs.



Art. 1822/6 (ex 9156/17)

for handrail Art. 811/2
Wt. 8.2 lbs.



End Pieces for Handrails

Mtl. 12 25/32" dia.



Art. 116/A/8

for handrail Art. 114/4
Wt. 3.8 lbs.



Art. 116/A/9

for handrail Art. 114/5
Wt. 3.8 lbs.



Art. 116/A/12

for handrail Art. 114/8
Wt. 3.8 lbs.



Art. 116/A/14

for handrail Art. 114/11
Wt. 3.8 lbs.



Art. 116/A/15

for handrail Art. 114/12
Wt. 3.8 lbs.



Mtl. 6 13/32" dia.

Art. 1822/12 (ex 9156/18)

for handrail Art. 114/A/3
Wt. 6.6 lbs.



Art. 1822/13 (ex 9156/19)

for handrail Art. 1373/4
Wt. 4.4 lbs.



Art. 1822/18 (ex 9156/20)

for handrail Art. 114/A/1
Wt. 3.3 lbs.



Art. 1822/19 (ex 9156/21)

for handrail Art. 114/A/2
Wt. 5.5 lbs.



Art. 1822/17 (ex 9156/22)

for handrail Art. 811/2
Wt. 8.2 lbs.



Art. 1822/20 (ex 9156/23)

for handrail Art. 114/1
Wt. 11.3 lbs.



Art. 1822/21 (ex 9156/24)

for handrail Art. 114/2
Wt. 11.3 lbs.



Mtl. 6 13/32" dia.

Art. 116/25

for handrail Art. 114/4
Wt. 3.7 lbs.



Art. 116/26

for handrail Art. 114/5
Wt. 3.7 lbs.



Art. 116/29

for handrail Art. 114/8
Wt. 3.7 lbs.



Art. 116/31

for handrail Art. 114/11
Wt. 3.7 lbs.



Art. 116/32


for handrail Art. 114/12
Wt. 3.7 lbs.



Shown: 1822/12

Decorative Bars

length of bars
L 10' Approx.



Art. 599/1
Mtl 5/16" dia.
Wt. 2.5 lbs.

Art. 599/5
Mtl 5/8" dia.
Wt. 10.3 lbs.

Art. 599/2
Mtl 3/8" dia.
Wt. 4 lbs.

Art. 599/6
Mtl 23/32" dia.
Wt. 13 lbs.


Art. 599/3
Mtl 1/2" dia.
Wt. 5.7 lbs.

Art. 599/7
Mtl 13/16" dia.
Wt. 16 lbs.

Art. 599/4
Mtl 9/16" dia.
Wt. 8 lbs.

Art. 599/8
Mtl 7/8" dia.
Wt. 19.3 lbs.

length of bars L 10' Approx.
Available in 20' Approximate length
MECHANICALLY HAMMERED ROUND BAR



Art. 600/1
(ex 12/14 TB)
Mtl 1/4" dia.
Wt. 1.5 lbs.

Art. 600/4
(ex 12/12 TB)
Mtl 1/2" dia.
Wt. 5.7 lbs.

Art. 600/2
(ex 12/516 TB)
Mtl 5/16" dia.
Wt. 2.5 lbs.

Art. 600/6
Mtl 5/8" dia.
Wt. 10.3 lbs.


Art. 600/3
(ex 12/38 TB)
Mtl 3/8" dia.
Wt. 4 lbs.

Art. 600/7
(ex 12/34 TB)
Mtl 23/32" dia.
Wt. 12.72 lbs.

Art. 600/9
(ex 12/78 TB)
Mtl 7/8" dia.
Wt. 18.9 lbs.

OFFERING SPECIAL PRODUCTION
LARGER DIAMETERS
CHECK WITH SALES

length of bars L 10' Approx.
Available in 20' Approximate length
MECHANICALLY HAMMERED ROUND BAR
(vineyard effect)



Art. 598/9
Mtl 5/16" dia.
Wt. 2.5 lbs.

Art. 598/11
Mtl 5/16" dia.
Wt. 2.9 lbs.

Art. 598/13
Mtl 1/2" dia.
Wt. 5.7 lbs.

Art. 598/16
Mtl 23/32" dia.
Wt. 12.8 lbs.

length of bars
L 10' Approx.



Art. 623/5
Mtl 1/2" sq.
Wt. 7.5 lbs.

Art. 623/8
Mtl 11/16" sq.
Wt. 16.8 lbs.

Art. 623/6
Mtl 9/16" sq.
Wt. 8.6 lbs.

Art. 623/9
Mtl 3/4" sq.
Wt. 19 lbs.

Art. 623/7
Mtl 5/8" sq.
Wt. 13.3 lbs.



Art. 118/A/18
Mtl 5/8" sq.
L 78 3/4"
Wt. 8.8 lbs.

Art. 118/A/19
Mtl 11/16" sq.
L 78 3/4"
Wt. 11 lbs.


Matches Pierced Bars:
42/9/US
42/24
42/10

Shown: 599/1



OFFERING SPECIAL PRODUCTION
LARGER DIAMETERS
CHECK WITH SALES


length of bars L 10' Approx.
Available in 20'
Approximate length




Art. 1370/13
Mtl 1/2" sq.
Wt. 7.5 lbs.
2 sides diamond
hammered profile

These are a good match for all
of the forged round pickets

Grooved long bars length of
bar L 10' Approx.



Art. 625/3
Mtl 1/2" sq.
Wt. 7 lbs.
Art. 625/5
Mtl 5/8" sq.
Wt. 12.8 lbs.
Art. 625/7
Mtl 13/16" sq.
Wt. 20.2 lbs.



Art. 625/8
Mtl 1/2" sq.
Wt. 6.6 lbs.
Art. 625/9
Mtl 5/8" sq.
Wt. 12.8 lbs.
Art. 625/10
Mtl 3/4" sq.
Wt. 20.9 lbs.



Grooved & Hammered long bars length
of bar L 10' Approx.
Available in 20' Approximate length

Heavily hammered bars
mechanically hammered on 4 corners and
4 sides length of bars 10' Approx.
Available in 20' Approximate length



Good match for all the
forged square pickets

Art. 118/A/1
Mtl 1/2" sq.
Wt. 5.7 lbs.
Art. 118/A/2
Mtl 9/16" sq.
Wt. 10.2 lbs.
Art. 118/A/3
Mtl 5/8" sq.
Wt. 11 lbs.
Art. 118/A/5
Mtl 13/16" sq.
Wt. 20.7 lbs.

Cold forged square bars hammered
on four corners length of bars 20' Approx.




Art. 118/1
Mtl 1/2" sq.
Wt. 13.9 lbs.
Art. 118/2
Mtl 9/16" sq.
Wt. 19.8 lbs.
Art. 118/3
Mtl 5/8" sq.
Wt. 24.6 lbs.
Art. 118/5
Mtl 13/16" sq.
Wt. 37.8 lbs.
Art. 118/6
Mtl 1" sq.
Wt. 64.8 lbs.



Shown: 118/2

Bars & Tubes

Four sides hammered tubes
L 20' Approx.



* Cut lengths for UPS shipments available


* AVAILABLE IN 24' LENGTH
Offering heavy wall options for 1" sq. and larger

- Art. 118/E/1* Mtl 3/4" sq. Wt. 16.5 lbs.
- Art. 118/E/2 Mtl 1 3/16" x 3/4" Wt. 21.6 lbs.
- Art. 118/E/3* Mtl 1 3/16" sq. Wt. 26.8 lbs.
- Art. 118/E/4 Mtl 1 9/16" x 3/4" Wt. 26.8 lbs.
- Art. 118/E/5 Mtl 1 1/2" sq. Wt. 37.2 lbs.
- Art. 1374/15* Mtl 2" sq. Wt. 48.4 lbs.
- Art. 118/E/6* Mtl 2" x 1" Wt. 37.2 lbs.
- Art. 118/E/7 Mtl 2 3/8" x 1 3/16" Wt. 45.8 lbs.
- Art. 118/E/8 Mtl 3" x 1 1/2" Wt. 53 lbs.
- Art. 118/E/9* Mtl 1" sq. Wt. 21.6 lbs.
- Art. 118/E/10 Mtl 3 15/16" x 1 9/16" Wt. 74.8 lbs.
- Art. 1374/16 Mtl 3 sq. Wt. 92.4 lbs.
- Art. 1374/17 Mtl 4" sq. Wt. 118.8 lbs.
- Art. 1374/18 Mtl 4 3/4" sq. Wt. 145.2 lbs.
- Art. 1374/19* Mtl 1/2" sq. Wt. 4.3 lbs.
- Art. 1374/20* Mtl 5/8" sq. Wt. 6.1 lbs.

COLLAR (BANDING) MATERIAL Length of bars 13' Approx.



Art. 158/1
Mtl 9/16" x 5/32"
Wt. 3.1 lbs.



Art. 158/3
Mtl 9/16" x 5/32"
Wt. 2.6 lbs.



Art. 158/6
Mtl 9/16" x 5/32"
Wt. 2.6 lbs.



Art. 158/15
3 bars of 1/2" x 1/4"
Art. 158/16
4 bars of 1/2" x 1/4"



Art. 158/20
2 bars of 5/16" sq.
Art. 158/23
2 bars of 3/8" x 3/16"
Art. 158/26
2 bars of 1/2" x 1/4"
Art. 158/27
3 bars of 1/2" x 1/4"
Art. 158/30
2 bars of 1/2" sq.
length of bars L 10' Approx.
Available in 20'
Approximate length



Art. 626/1
Mtl 1 9/16" dia.
1/8" Thick
L 10' approx
Wt. 17 lbs.



Art. 1794/9
Mtl 1 9/16" dia.
3/32" Thick
L 10' approx
Wt. 7.5 lbs.

Standard bar length L 10' Approx.

OFFERING SPECIAL PRODUCTION LARGER DIAMETERS CHECK WITH SALES

L 106 1/4" Approx.



Art. 626/3
Mtl 1/2" dia.
Wt. 8 lbs.
Art. 626/4
Mtl 9/16" dia.
Wt. 5.7 lbs.
Art. 626/5
Mtl 5/8" dia.
Wt. 8.4 lbs.
Art. 626/6
Mtl 3/4" dia.
Wt. 18 lbs.

Art. 626/7
Mtl 25/32" dia.
Wt. 22.2 lbs.
Art. 626/8
Mtl 13/16" dia.
Wt. 27 lbs.
Art. 626/17
Mtl 15/16" dia.
Wt. 32 lbs.
Art. 626/9
Mtl 1" dia.
Wt. 37.5 lbs.



TWISTED ROUND BAR ROPE

Art. 119/1
Mtl 5/8" dia.
Wt. 6.4 lbs.
Art. 119/2
Mtl 3/4" dia.
Wt. 10.6 lbs.
Art. 119/3
Mtl 1 3/16" dia.
Wt. 23.3 lbs.




Art. 626/11
Mtl 9/16" dia.
Wt. 5.3 lbs.
Art. 626/12
Mtl 5/8" dia.
Wt. 7.1 lbs.
Art. 626/13
Mtl 11/16" dia.
Wt. 9 lbs.
Art. 626/14
Mtl 13/16" dia.
Wt. 11.7 lbs.

Art. 626/15
Mtl 7/8" dia.
Wt. 14.5 lbs.
Art. 626/16
Mtl 1 1/32" dia.
Wt. 21.6 lbs.
Art. 626/19
Mtl 15/16" dia.
Wt. 16.8 lbs.

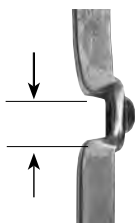
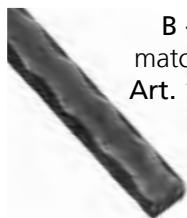
Decorative and Twisted Heavy Bars

BARS 78 3/4" Approx. PITCH 4 15/16"

Shown: 614/4


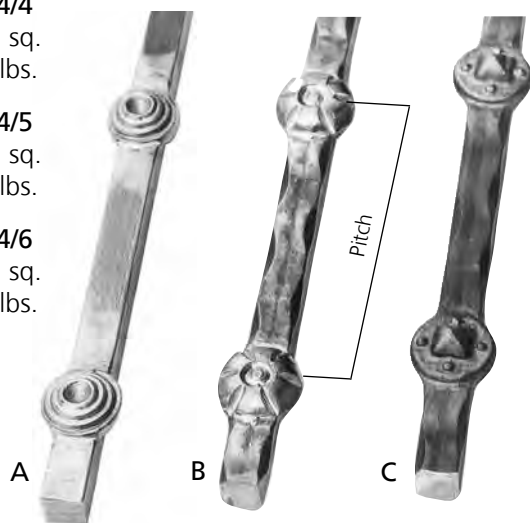


B - C
match for
Art. 118/2



Mtl 1/2" sq.
or Mtl 9/16" sq.

- Art. 614/4
A Mtl 9/16" sq.
Wt. 6.6 lbs.
- Art. 614/5
B Mtl 9/16" sq.
Wt. 6.6 lbs.
- Art. 614/6
C Mtl 9/16" sq.
Wt. 6.6 lbs.



Art. 1837/6
(ex 9160/1)
Mtl 1 3/16" x 1/4"
L 118 1/8"
Wt. 6.6 lbs.

Art. 1834/1
(ex 9160/2)
Mtl 1 1/4" x 3/16"
L 118 1/8"
Wt. 7.5 lbs.

Art. 1834/2
(ex 9160/3)
Mtl 1 7/32" x 3/16"
L 118 1/8"
Wt. 7.5 lbs.

Art. 1834/3
(ex 9160/4)
Mtl 1 7/32" x 3/16"
L 118 1/8"
Wt. 7.5 lbs.

Art. 1834/4
(ex 9160/5)
Mtl 1 7/32" x 3/16"
L 118 1/8"
Wt. 6.9 lbs.

Art. 1834/5
(ex 9160/6)
Mtl 1 1/4" x 3/8"
L 118 1/8"
Wt. 7 lbs.



Art. 1806/13
(ex 8052/13)
Mtl 2" sq.
L 118 1/8"
Wt. 132 lbs.



Art. 1806/27
(ex 8052/27)
Mtl 2 3/8" x 1 3/16"
L 118 1/8"
Wt. 93.7 lbs.



Art. 1807/1
(ex 8053/1)
Mtl 2" sq.
L 118 1/8"
Wt. 132 lbs.




Art. 1807/13
(ex 8053/13)
Mtl 2" sq.
L 118 1/8"
Wt. 132 lbs.

HANDRAIL AND LONG BARS

Shown: 1374/15 - 114/9



HANDRAIL AND LONG BARS



PIERCED BARS

Quick Reference # 8

Punched Flat Bar

L 78 3/4"

Square Punched Flat Bar

Item #	Bar Size	Hole Size	Holes #
Art. 1853/1	1 3/16" x 5/16"	1/2" sq.	16
Art. 608/6	1 3/16" x 5/16"	9/16" sq.	16

Diamond Punched Flat Bar

Item #	Bar Size	Hole Size	Holes #
Art. 1853/51	1 3/16" x 5/16"	1/2" sq.	16
Art. 1853/54	1 3/16" x 5/16"	9/16" sq.	16

Round Punched Flat Bar

Item #	Bar Size	Hole Size	Holes #
Art. 1853/105	1 3/16" x 5/16"	1/2" sq.	16
Art. 1853/108	1 3/16" x 5/16"	9/16" sq.	16

Round Punched Flat Bar with Hammered Edges


Item #	Bar Size	Hole Size	Holes #
Art. 1853/177	1 3/16" x 5/16"	1/2" dia.	16
Art. 1853/180	1 3/16" x 5/16"	9/16" dia.	16

Square Punched Flat Bar with Hammered Edges

Item #	Bar Size	Hole Size	Holes #
Art. 1853/159	1 3/16" x 5/16"	1/2" sq.	16
Art. 1853/162	1 3/16" x 5/16"	9/16" sq.	16

Square Punched Flat Bar with Hammered Edges and Faces

Item #	Bar Size	Hole Size	Holes #
Art. 609/3	1 3/16" x 5/16"	9/16" sq.	16



Shown: 609/3, 118/1, 727/9



Punched Channel



AVAILABLE IN
STRUCTURAL
OR
ROLLFORMED

Available
Punched or
Unpunched!

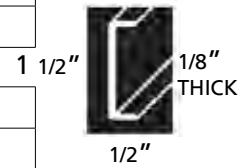
Square Hole 1" x 1/2" x 1/8"

Art.no.	Channel Size	HOLE SIZE	FITS PICKET	OPEN AREA	ON CENTER
H1004PBC	1" x 1/2" x 1/8"	9/16"	1/2" Square	3-1/2"	4"
H100412PBC	1" x 1/2" x 1/8"	9/16"	1/2" Square	4"	4-1/2"
H1005PBC	1" x 1/2" x 1/8"	9/16"	1/2" Square	4-1/2"	5"
H1006PBC	1" x 1/2" x 1/8"	9/16"	1/2" Square	5-1/2"	6"



Square Hole 1 1/2" x 1/2" x 1/8"

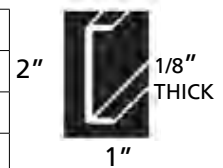
Art.no.	Channel Size	HOLE SIZE	FITS PICKET	OPEN AREA	ON CENTER
H1120412PBC	1 1/2" x 1/2" x 1/8"	9/16"	1/2" Square	3-1/2"	4"
H1120512PBC	1 1/2" x 1/2" x 1/8"	9/16"	1/2" Square	4-1/2"	5"
H1120612PBC	1 1/2" x 1/2" x 1/8"	9/16"	1/2" Square	5-1/2"	6"



H1120434PBC	1 1/2" x 1/2" x 1/8"	13/16"	3/4" Square	3-1/4"	4"
H1120534PBC	1 1/2" x 1/2" x 1/8"	13/16"	3/4" Square	4-1/4"	5"
H1120634PBC	1 1/2" x 1/2" x 1/8"	13/16"	3/4" Square	5-1/4"	6"

Square Hole 2" x 1" x 1/8"

Art.no.	Channel Size	HOLE SIZE	FITS PICKET	OPEN AREA	ON CENTER
H2118434PBC	2" x 1" x 1/8"	13/16"	3/4" Square	3-1/4"	4"
H2118534PBC	2" x 1" x 1/8"	13/16"	3/4" Square	4-1/4"	5"
H2118634PBC	2" x 1" x 1/8"	13/16"	3/4" Square	5-1/4"	6"



Unpunched Structural Channel

- Used for flush top or bottom
- 20 foot length

ITEM #	Channel Size
PBCR1000	1" x 1/2" x 1/8"
PBCR1120000	1-1/2" x 1/2" x 1/8"
PBCR2000	2" x 1" x 1/8"



Fabrication Ease: Slide pickets through the punched holes and tack-weld. Attach to posts and your fence is built.



Art. 607/1
 Mtl 9/16" dia.
 Pitch = 5 1/2"
 1 3/32" x 9/16" holes
 Distance 5"
 Holes number 14
 L 78 3/4"
 Wt. 5.2 lbs.

Art. 607/2
 Mtl 5/8" dia.
 Pitch = 5 7/8"
 1 1/4" x 5/8" holes
 Distance 5 9/32"
 Holes number 13
 L 78 3/4"
 Wt. 6.7 lbs.



Shown: 607/1

Meets U.S. 42 code

Art. 42/9 /US

Mtl 5/8" sq.
 D = 3 7/8"
 5/8" sq. holes
 17 holes
 Wt. 8.5 lbs.

Art. 42/10

Mtl 11/16" sq.
 P = 6 5/16"
 23/32" sq. holes
 12 holes
 Wt. 11 lbs.

Art. 42/24

Mtl 23/32" sq.
 P = 6 5/16"
 23/32" sq. holes
 12 holes
 Wt. 11 lbs.

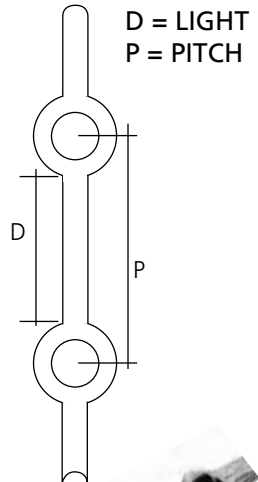
Meets U.S. 42 code

Art. 42/2 /US

Mtl 5/8" dia.
 D = 3 7/8"
 5/8" round holes
 17 holes
 Wt. 7 lbs.

Art. 42/4


Mtl 13/16" dia.
 P = 6 3/4"
 13/16" round holes
 11 holes
 Wt. 11 lbs.



Pierced bar length 78 3/4" Approx.

To be used with 599/4-5-6-7 line

Art.no.	Mtl. dia.	P = Pitch	Holes	Holes per bar	Weight
606/1	9/16"	5 1/2"	9/16"	14	5.2 lbs.
606/2	5/8"	5 7/8"	5/8"	13	7 lbs.
606/3	11/16"	6 5/16"	11/16"	12	9.3 lbs.
606/4	3/4"	6 5/8"	3/4"	11	11 lbs.



Pierced bar length 78 3/4" Approx.

Art. 605/1

Mtl 9/16" sq.
 Pitch = 5 1/2"
 holes per bar 14
 Wt. 6.6 lbs.
 match for 623/6

Art. 605/2

Mtl 5/8" sq.
 Pitch = 5 7/8"
 holes per bar 13
 Wt. 8.8 lbs.
 match for 623/7

Art. 605/3

Mtl 23/32" sq.
 Pitch = 6 5/16"
 holes per bar 12
 Wt. 11 lbs.
 match for 623/8

Art. 605/4


Mtl 13/16" sq.
 Pitch = 6 5/8"
 holes per bar 11
 Wt. 13.8 lbs.
 match for 623/9



Pierced bar length 78 3/4" Approx.

To be used with 626 series

Art.no.	Mtl. dia.	P = Pitch	Holes	Holes per bar	Weight
1361/1	1/2"	5 1/2"	1/2"	14	4.9 lbs.
1361/2	9/16"	5 7/8"	9/16"	13	7 lbs.
1361/3	19/32"	6 5/16"	19/32"	12	8.2 lbs.
1361/4	21/32"	5 5/8"	21/32"	11	10.1 lbs.



GATE TOPS

Quick Reference # 8



Art. 116/E/2
 Mtl 1/2" x 1/4"
 W 40 9/16"
 H 9 7/16"
 Wt. 3.1 lbs.



Art. 116/E/1
 Mtl 13/16" x 5/16"
 W 39 3/8"
 H 13 3/4"
 Wt. 7.5 lbs.



Art. GD271/1
 Mtl 5/8" x 1/4"
 W 30 5/16"
 H 7 7/8"
 Wt. 3.8 lbs.



Art. 116/E/4
 Mtl 1/2" x 1/4"
 W 27 9/16"
 H 8 11/16"
 Wt. 1.5 lbs.




Art. 116/E/3
 Mtl 13/16" x 5/16"
 W 31 1/2"
 H 11 13/16"
 Wt. 6.6 lbs.



Art. 116/E/6
 Mtl 1 3/16" x 5/16"
 W 31 29/32"
 H 11 1/32"
 Wt. 10.1 lbs.

Shown: 1281/4





Art. 116/D/1
Mtl 3/4" x 1/4"
W 50 13/32"
H 17 23/32"
Wt. 7.44 lbs.



Art. 116/D/2
Mtl 3/4" x 1/4"
W 50 13/32"
H 17 23/32"
Wt. 7.88 lbs.



Art. 1281/4
Mtl 5/8" x 5/16"
W 29 15/16"
H 10 1/4"
Wt. 5.5 lbs.




Art. 1281/3
Mtl 5/8" x 5/16"
W 32 5/8"
H 13 3/8"
Wt. 6.5 lbs.




Art. 1281/1
Mtl 5/8" x 5/16"
W 51 3/16"
H 17 1/2"
Wt. 14.7 lbs.



Art. 696/1
Mtl 5/8" x 5/16"
W 36 1/4"
H 11 1/32"
Wt. 8.2 lbs.



Art. 1281/2
Mtl 5/8" x 5/16"
W 48 1/4"
H 17 1/2"
Wt. 13.6 lbs.




Art. 1281/11
Mtl. 13/16" x 5/16"
W 43 5/16"
H 12 7/32"
Wt. 16.28 lbs.

Art. GD0048
Mtl 9/16" x 1/4"
W 94 1/2"
H 3 15/16"
Wt 8.14 lbs


Art. GD0049
Mtl 1/2" dia.
W 94 1/2"
H 5 1/8"
Wt. 12.79 lbs

Art. GD0050
Mtl 9/16" x 1/4"
W 96 7/16"
H 5 7/8"
Wt. 13.89 lbs

Art. GD0051
Mtl 1/2" sq.
W 98 7/16"
H 3 15/16"
Wt. 14.33 lbs







SHOES, BUSHINGS AND BASKETS Quick Reference # 8

New Items



Art. 128/6
Mtl 1 9/16" W
x 2 9/16" H
Hole 1/2" dia.
Wt. 0.4 lbs.



Art. 128/8
Mtl 1 9/16"
x 2 9/16"
Hole 5/8" dia.
Wt. 0.5 lbs.



Art. 128/17
Mtl 1 9/16" W
x 1 17/32" H
Hole 1/2" dia.
Wt. 0.4 lbs.



Art. GD0030
Mtl 2 33/64" dia.
2 3/4" H
Hole 2/3" sq.
Wt. 1 lbs.

Art. 128/7
Mtl 1 9/16" W
x 2 9/16" H
Hole 9/16" dia.
Wt. 0.5 lbs.

Art. 128/9
Mtl 1 9/16"
x 2 9/16"
Hole 5/8" dia.
Wt. 0.7 lbs.

Art. 128/18
Mtl 1 9/16" W
x 1 17/32" H
Hole 9/16" dia.
Wt. 0.3 lbs.



Art. 128/4
Mtl 1 3/4" W
x 2 11/16" H
No Hole
Wt. 1.2 lbs.

Art. 128/10
Mtl 1 3/4"
x 2 5/8"
Hole 11/16" dia.
Wt. 0.6 lbs.

Art. 128/19
Mtl 1 9/16" W
x 1 17/32" H
Hole 5/8" dia.
Wt. 0.4 lbs.



Art. GD0031
Mtl 2 33/64" dia.
2 3/4" H
Hole 2/3" sq.
Wt. 1.5 lbs.

Art. 128/12
Mtl 2"
x 3 1/16"
Hole 5/8" dia.
Wt. 1.2 lbs.

Art. 128/21
Mtl 1 3/4" W
x 1 23/32" H
Hole 5/8" dia.
Wt. 0.4 lbs.

Hollow steel



Art. 155/2
Mtl 1 3/16" W
x 2 9/16" H
Hole 33/64" dia.
Wt. 0.2 lbs.



Art. 155/3
Mtl 1 3/16" W
x 2" H
Hole 33/64" dia.
Wt. 0.2 lbs.



Art. 155/1
Mtl 1 3/16" W
x 3 11/32" H
Hole 33/64" dia.
Wt. 0.2 lbs.



Art. 155/4
Mtl 1 3/16" W
x 3/4" H
Hole 33/64" dia.
Wt. 0.1 lbs.

Art. 128/22
Mtl 1 3/4" W
x 1 23/32" H
Hole 11/16" dia.
Wt. 0.4 lbs.

Art. 128/23
Mtl 1 3/4" W
x 1 23/32" H
Hole 13/16" dia.
Wt. 0.6 lbs.

Art. 128/28
Mtl 2" W
x 1 13/16" H
Hole 7/8" dia.
Wt. 0.6 lbs.



Art. 155/6
Mtl 1 3/16" W
x 2 9/16" H
Hole 33/64" dia.
Wt. 0.2 lbs.



Art. 154/2
Mtl 1 3/16" W
x 5 7/8" H
Hole 33/64" dia.
Wt. 0.3 lbs.

SOLID BRASS BUSHING



Art. 160/B/6
Mtl 2 3/4" x 2 9/16"
Hole 1 9/16" dia.
Wt. 0.7 lbs.



Art. 160/B/7
Mtl 1 17/32" x 2 3/8"
Hole 5/8" dia.
Wt. 0.5 lbs.



MALLEABLE WELDABLE CAST IRON,
GALVANIZING IS NOT RECOMMENDED

New Items

New Items



Art. 1491/5
Mtl 2 3/4" W
x 1 3/4" H
Hole 1 1/16" sq.
Wt. 1.3 lbs.



Art. 1491/1
(shoes A12)
Mtl 1 9/50" W
x 2" H
Hole 1/2" sq.
Wt. 0.3 lbs.



Art. 1491/2
(shoes A916)
Mtl 1 3/16" W
x 2" H
Hole 5/8" sq.
Wt. 0.2 lbs.



Art. 1491/3
(shoes R12)
Mtl 1 9/16" W
x 1 3/32" H
Hole 1/2" sq.
Wt. 0.3 lbs.



Art. 1491/4
(shoes R916)
Mtl 1 9/16" W
x 1 3/32" H
Hole 5/8" sq.
Wt. 0.2 lbs.



Art. 746/4
Mtl 1 29/32" W
x 1 3/16" H
Hole 5/8" sq.
Wt. 0.4 lbs.



Art. 746/6
Mtl 1 9/16" W
x 1 1/2" H
Hole 9/16" sq.
Wt. 0.4 lbs.



Art. 746/1
Mtl 1 9/16" W
x 1 3/4" H
Hole 1/2" sq.
Wt. 0.3 lbs.



Art. 1391/7
Mtl 1 9/16" W
x 2 5/8" H
Hole 1/2" sq.
Wt. 1 lbs.



Art. 746/5
Mtl 1 9/16" W
x 2 9/16" H
Hole 9/16" sq.
Wt. 0.5 lbs.




Art. 1391/5
Mtl 1 9/16" W
x 2 9/16" H
Hole 9/16" sq.
Wt. 1 lbs.



Art. 1391/12
Mtl 1 9/16" W
x 1 1/2" H
Hole 1/2" sq.
Wt. 0.9 lbs.



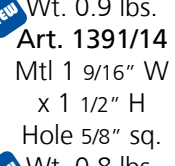
Art. 1393/25
Mtl 1 9/16" dia.
x 15/16" H
Hole 1/2" sq.
Wt. 0.4 lbs.



Art. 1393/19
Mtl 2 3/16" W
x 1" H
Hole 1/2" sq.
Wt. 0.3 lbs.



Art. 746/3
Mtl 1 7/8" W
x 1 7/8" H
Hole 5/8" sq.
Wt. 0.7 lbs.



Art. 1391/14
Mtl 1 9/16" W
x 1 1/2" H
Hole 5/8" sq.
Wt. 0.8 lbs.



Art. 1391/16
Mtl 1 3/4" W
x 1 3/4" H
Hole 5/8" sq.
Wt. 1 lbs.



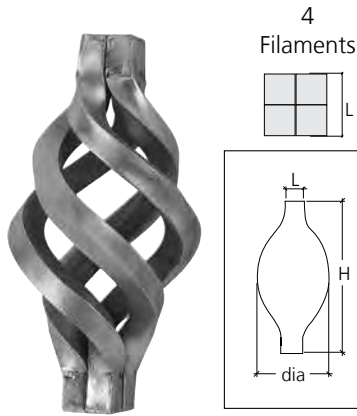
Art. 127/3
Mtl 1 3/4" W
x 3 7/16" H
Wt. 1.7 lbs.



Art. 746/2
Mtl 2 3/16" W
x 2" H
Hole 13/16" sq.
Wt. 0.9 lbs.



SHOES, BUSHINGS AND BASKETS



- Art. 159/1** L = 5/16"
1 3/8" dia. x 3 9/16" H - Wt. 0.1 lbs.
- Art. 159/3** L = 1/2"
2 3/8" dia. x 4 23/25" H - Wt. 0.5 lbs.
- Art. 159/4** L = 9/16"
2 3/8" dia. x 5 1/8" H - Wt. 0.7 lbs.
- Art. 159/5** L = 5/8"
2 9/16" dia. x 5 3/4" H - Wt. 0.9 lbs.
- Art. 159/6** L = 3/4"
3 1/8" dia. x 6 1/2" H - Wt. .1.5 lbs.
- Art. 159/7** L = 15/16"
3 1/4" dia. x 7 1/16" H - Wt. 2.7 lbs.



Art. 158/B/7
Mtl 1/4" sq.
2 3/4" dia.
Wt. 0.5 lbs.



Art. 158/B/6
Mtl 1/4" sq.
2 3/4" dia.
Wt. 0.5 lbs.



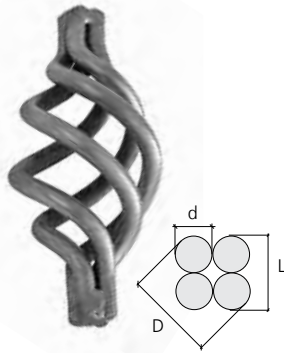
Art. 1163/12
Mtl 1/4" sq.
3 9/16" dia.
Wt. 0.4 lbs.



4 Filaments
Art. 158/B/8
L 1/2" sq.
1 9/16" dia.
x 4 15/16" H
Wt. 0.5 lbs.



9 Filaments
Art. 158/B/1
L 1/2" sq.
2 1/8" dia.
x 5 1/8" H
Wt. 0.4 lbs.



4 Round filaments
Art. 1163/3
d 1/4"
D 37/64"
L 1/2" x 4 15/16"
Wt. 0.4 lbs.
Art. 1163/4
d 9/32"
D 21/32"
L 9/16" x 4 15/16"
Wt. 0.5 lbs.

SOLID BRASS BASKETS

- Art. 160/L/1**
Mtl 1/2" sq.
2 3/4" x 5 7/8"
Wt. 0.5 lbs.
- Art. 160/L/2**
Mtl 5/8" sq.
2 3/4" x 5 7/8"
Wt. 0.9 lbs.
- Art. 160/L/3**
Mtl 3/4" sq.
2 19/20" x 6 3/10"
Wt. 1.6 lbs.



Solid brass with threaded ends



New Items



new

Art. 154/B/3
Mtl 1 9/16" W
x 4 3/4" H
Hole 9/16" dia.
Wt. 0.6 lbs.



new

Art. 154/A/3
Mtl 1 9/16" W
x 7 1/16" H
Hole 5/8" dia.
Wt. 1 lbs.



Art. 128/1
With round hole
9/16" dia.
Wt. .3 lbs.



Art. 128/2
With square hole
9/16" sq.
Wt. .3 lbs.

External dia.
1 9/16" 29/32" H



new

Art. 1393/21
Mtl 2 3/8" dia.
x 2 9/16" H
Hole 13/16" dia.
Wt. 1.1 lbs.



new

Art. 747/4
Mtl 1 5/16" dia.
x 13/16" H
Hole 5/8" dia.
Wt. 0.2 lbs.



new

Art. 1393/23
Mtl 2 3/8" W
x 2 9/16" H
Hole 5/9" sq.
Wt. 1.3 lbs.

new

Art. 1393/24
Mtl 2 3/8" W
x 2 9/16" H
Hole 5/8" sq.
Wt. 1.2 lbs.



Art. 747/10
Mtl 1 9/16" W
x 2 3/4" H
Hole 9/16" sq.
Wt. 0.4 lbs.



new

Art. 747/6
Mtl 1 9/16" dia.
x 5 1/8" H
Hole 5/8" sq.
Wt. 1 lbs.



Art. 747/12
Mtl 1 9/16" W
x 2 9/16" H
Hole 1/2" sq.
Wt. 0.5 lbs.

Art. 747/11
Mtl 1 9/16" W
x 2 3/4" H
Hole 1/2" sq.
Wt. 0.4 lbs.

Art. 747/8
Mtl 1 9/16" dia.
x 4 1/2" H
Hole 9/16" sq.
Wt. 0.4 lbs.

Art. 747/13
Mtl 1 3/4" W
x 2 21/32" H
Hole 9/16" sq.
Wt. 0.7 lbs.

Art. 747/14
Mtl 2" W
x 3 1/16" H
Hole 5/8" sq.
Wt. 1 lbs.

Art. 747/9
Mtl 1 9/16" dia.
x 4 17/32" H
Hole 1/2" sq.
Wt. 0.4 lbs.



Art. 747/15
Mtl 1 9/16" W
x 1 17/32" H
Hole 1/2" sq.
Wt. 0.3 lbs.



new

Art. 1854/1
Mtl 1 3/8" dia.
x 1 9/16" H
Hole 1/2" sq.
Wt. 0.5 lbs.



new

Art. 128/C/7
Mtl 2 3/4" dia.
x 3 1/16" H
Hole 1 3/8" dia.
Wt. 1.8 lbs.

Art. 747/16
Mtl 1 3/4" W
x 1 11/16" H
Hole 9/16" sq.
Wt. 0.6 lbs.

Art. 747/17
Mtl 2" W
x 1 4/5" H
Hole 5/8" sq.
Wt. 0.7 lbs.

new

Art. 1854/2
Mtl 1 3/8" dia.
x 1 9/16" H
Hole 9/16" sq.
Wt. 0.3 lbs.



new


Art. 1854/3
Mtl 1 3/8" dia.
x 1 9/16" H
Hole 1/2" sq.
Wt. 0.3 lbs.




Shown: 154/B/3

Shown: 158/B/1

SHOES, BUSHINGS AND BASKETS





RINGS AND SPHERES Quick Reference # 8

New Items

Rings & Spheres

Outside Dia.	1" x 1"	Wt. lbs.	1 3/16" x 1 3/16"	Wt. lbs.
5 1/8"				
6 19/64"	1802/93	4.2		
7 3/32"	1802/101	5.1	1802/102	3.15
7 7/8"	1802/110	5.9	1802/111	3.07
Outside Dia.	11/16" x 11/16"	Wt. lbs.	3/4" x 3/4"	Wt. lbs.
5 1/8"	1802/84	0.88	1802/85	1.05
6 19/64"	1802/91	1.13	1802/92	1.38
7 3/32"	1802/99	1.28	1802/100	1.57
7 7/8"	1802/108	1.44	1802/109	1.75



Section	3 1/2" dia.	3 15/16" dia.	4 1/2" dia.	5" dia.	5 1/8" dia.	5 1/4" dia.	5 1/2" dia.
Mtl 15/32" sq.	491/8/D/89 Wt. 0.5 lbs.						
Mtl 1/2" sq.		491/8 (ex 157/1/5) Wt. 0.6 lbs.	1317/1 (ex 157/2/5) Wt. 0.8 lbs.	491/8/D/127 (ex 157/3/5) Wt. 0.8 lbs.	1317/2 Wt. 0.9 lbs.	491/8/D/133 (ex 157/3/5/1) Wt. 0.9 lbs.	491/8/D/140 (ex 157/3/5/2) Wt. 1 lbs.

* SIZE REFERS TO INSIDE WIDTH OF THE RING



* Art. 156/A/1
Mtl 1/4" x 1/4"
1" dia.
Wt. 0.1 lbs.

* Art. 156/A/3
Mtl 1/4" x 1/4"
1 9/16" dia.
Wt. 0.1 lbs.

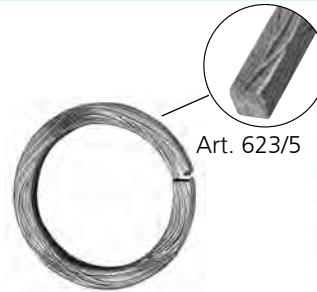


Art. 1317/8
Mtl 3/8" dia.
5 1/8" dia.
Wt. 0.5 lbs.



* Art. 156/A/4
Mtl 1/4" x 1/4"
2" dia.
Wt. 0.1 lbs.

* Art. 156/A/5
Mtl 1/4" x 1/4"
2 31/64" dia.
Wt. 0.1 lbs.



Art. 1317/18
Mtl 1/2" sq.
3 15/16" dia.
Wt. 0.7 lbs.

Art. 1317/19
Mtl 1/2" sq.
4 1/2" dia.
Wt. 0.8 lbs.

Art. 1317/20
Mtl 1/2" sq.
5 3/25" dia.
Wt. 0.9 lbs.



Art. 157/1
Mtl 1/2" x 1/4"
3 15/16" dia.
Wt. 0.4 lbs.

Art. 157/2
Mtl 1/2" x 1/4"
4 1/2" dia.
Wt. 0.4 lbs.

Art. 157/3
Mtl 1/2" x 1/4"
5 1/8" dia.
Wt. 0.4 lbs.



Art. 116/A/20
Mtl 2 3/16" dia.
base 1 1/2" dia.
Wt. 1.9 lbs.



Art. 116/A/21
Mtl 1 9/16" dia.
base 1" dia.
Wt. 1 lbs.



Art. 116/A/22
Mtl 1 9/16" dia.
base 1" dia.
Wt. 0.5 lbs.



Art. 533/8
Mtl 2 3/16" dia.
Hole 19/25" dia.
Wt. 0.2 lbs.



FORGED SPHERES

- Art. 117/1/L Mtl 5/8" dia. Wt. .04 lbs.
- Art. 117/1 Mtl 5/8" dia. Wt. .04 lbs.
- Art. 117/2 Mtl 3/4" dia. Wt. 0.1
- Art. 117/3 Mtl 1" dia. Wt. 0.15 lbs.
- Art. 117/4 Mtl 1 3/16" dia. Wt. 0.3 lbs.
- Art. 117/5 Mtl 1 3/8" dia. Wt. 0.33 lbs.
- Art. 117/6 Mtl 1 9/16" dia. Wt. .5 lbs.
- Art. 117/7 Mtl 2" dia. Wt. 1.1 lbs.
- Art. 117/8 Mtl 2 3/8" dia. Wt. 2 lbs.
- Art. 117/9 Mtl 2 3/4" dia. Wt. 3.1 lbs.



Art. 113/11
3 15/16" dia.
Wt. 8.8 lbs.

Art. 113/12
3 1/8" dia.
Wt. 5 lbs.



HOT STAMPED SPHERES

- Art. 116/F/1 Mtl 3/4" dia. Wt. .08 lbs.
- Art. 116/F/2 Mtl 1" dia. Wt. 0.1 lbs.
- Art. 116/F/3 Mtl 1 3/16" dia. Wt. 0.3 lbs.
- Art. 123/1 Mtl 1 3/8" dia. Wt. 0.3 lbs.
- Art. 116/F/4 Mtl 1 9/16" dia. Wt. 0.6 lbs.
- Art. 116/F/5 Mtl 2" dia. Wt. 1.3 lbs.
- Art. 116/F/6 Mtl 2 3/8" dia. Wt. 1.9 lbs.
- Art. 116/F/7 Mtl 2 3/4" dia. Wt. 3.3 lbs.
- Art. 116/F/8 Mtl 3 1/8" dia. Wt. 3.3 lbs.
- Art. 116/F/9 Mtl 3 9/16" dia. Wt. 6.9 lbs.
- Art. 116/F/10 Mtl 3 15/16" dia. Wt. 8.8 lbs.
- Art. 116/F/11 Mtl 13/16" dia. Wt. 0.1 lbs.
- Art. 116/F/12 Mtl 1" dia. Wt. 0.2 lbs.
- Art. 116/F/13 Mtl 1 3/16" dia. Wt. 0.4 lbs.
- Art. 116/F/14 Mtl 1 3/8" dia. Wt. 0.6 lbs.
- Art. 116/F/15 Mtl 1 9/16" dia. Wt. 0.9 lbs.
- Art. 116/F/16 Mtl 2" dia. Wt. 1.3 lbs.





Art. 684/6
Mtl 5/8" x 5/16" sq.
3" dia.
Wt. 0.5 lbs.



Art. 1299/5
Mtl 1/2" x 1/4" sq.
3 15/16" dia.
Wt. 0.5 lbs.



Art. 1299/6
Mtl 1/2" x 1/4" sq.
5 1/8" dia.
Wt. 0.7 lbs.



Art. 491/7
Mtl 11/16" x 1/2" sq.
3 11/32" dia.
Wt. 0.54 lbs.



Art. 156/3
Mtl 1/2" sq.
W 5 1/8"
H 6 7/8"
Wt. 1.0 lbs.



Art. 1317/3
Mtl 1/2" sq.
W 3 15/16"
H 7 1/2"
Wt. 1.12 lbs.



Art. 1318/9
Mtl 1/2" sq.
W 4"
H 7 1/2"
Wt. 1.12 lbs.



Art. 156/6
Mtl 9/16" sq.
W 7 9/16"
H 10 3/4"
Wt. 2.0 lbs.



Art. 157/16
Mtl 1/2" x 1/4"
4 1/2" x 6 5/16"
Wt. 0.5 lbs.



Art. 156/A/6
Mtl 3/16" x 3/16"
2 31/64" dia.
Wt. 0.1 lbs.



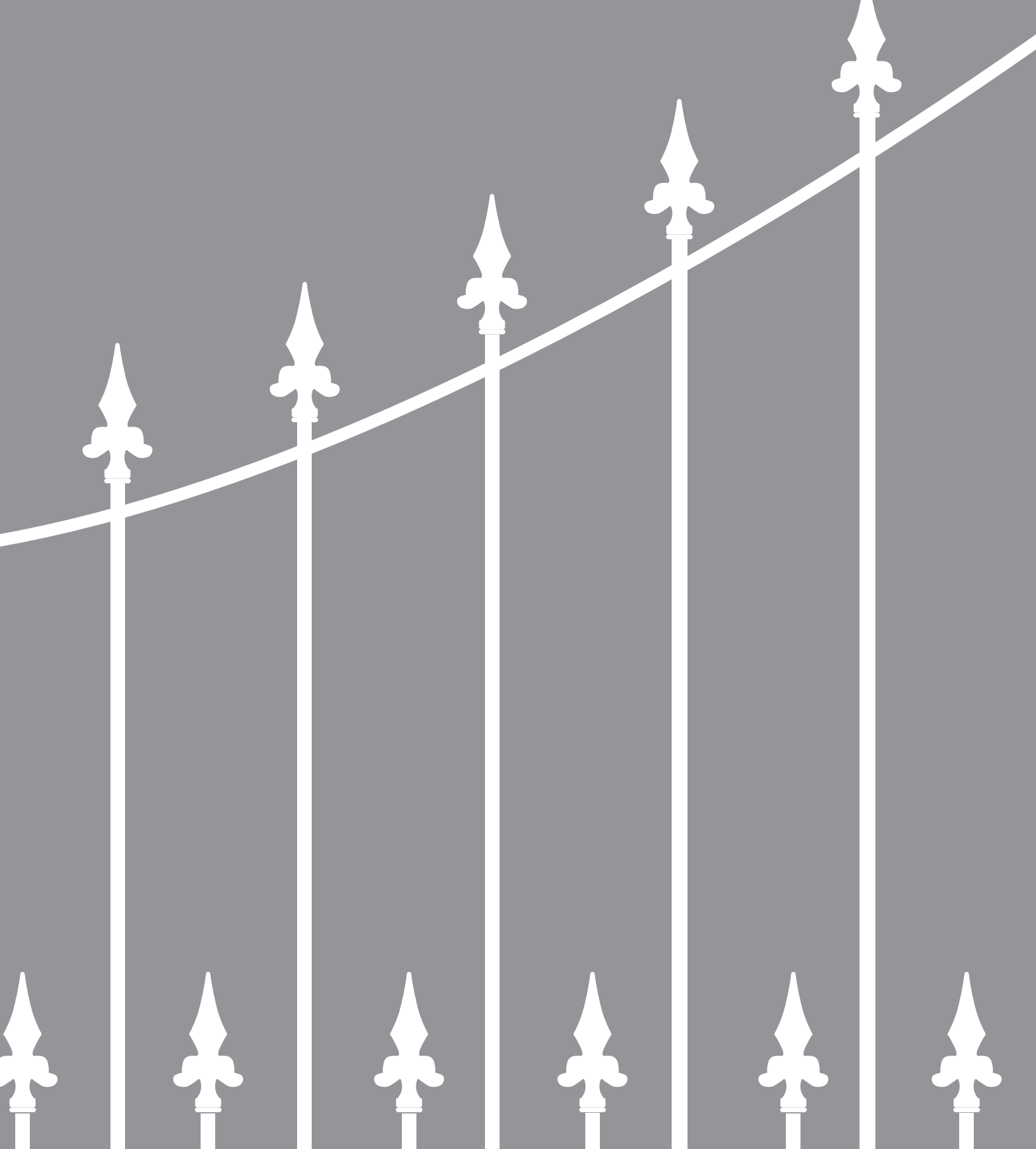
Art. 491/9
Mtl 1/2" sq.
3 15/16" dia.
Hammered edges
Wt. 0.6 lbs.



Shown: 491/9



RINGS & SPHERES



SPEAR POINTS

Quick Reference # 8



Art. 731/5
Mtl 1/2" sq.
H 4 5/16"
Wt. 0.4 lbs.



Art. 732/1
Mtl 1/2" sq.
H 5 5/16"
Wt. 0.7 lbs.



Art. 733/3
Mtl 1/2" sq.
H 4 5/16"
Wt. 0.3 lbs.



Art. 734/2
Mtl 1/2" dia.
H 3 15/16"
Wt. 0.4 lbs.



Art. 734/3
Mtl 9/16" sq.
H 4 1/16"
Wt. 0.4 lbs.



Art. 735/1
Mtl 9/16" dia.
H 5 1/2"
Wt. 0.7 lbs.

Art. 732/2
Mtl 5/8" sq.
H 5 5/16"
Wt. 0.7 lbs.

Art. 733/4
Mtl 5/8" sq.
H 4 5/16"
Wt. 0.3 lbs.



Art. 735/2
Mtl 9/16" dia.
H 4 1/2"
Wt. 0.5 lbs.



Art. 735/3
Mtl 9/16" sq.
H 6 1/8"
Wt. 1 lbs.



Art. 736/1
Mtl 9/16" sq.
H 5 1/2"
Wt. 0.8 lbs.



Art. 736/2
Mtl 9/16" sq.
H 5 1/2"
Wt. 0.8 lbs.



Art. 736/3
Mtl 9/16" dia.
H 5 1/2"
Wt. 0.9 lbs.



Shown: 734/2

Forged Spear Points



Art. 120/1
Mtl 1 19/32" dia.
H 8 11/16"
Wt. 1.4 lbs.



Art. 120/2
Mtl 1 3/8" dia.
H 7 7/8"
Wt. 1.3 lbs.



Art. 120/3
Mtl 1 3/16" dia.
H 6 11/16"
Wt. 0.7 lbs.



Art. 121/5
Mtl 1" sq.
H 6 5/16"
Wt. 1.0 lbs.



Art. 126/18
Mtl 1 9/16" dia.
H 5 29/32"
Wt. 2.1 lbs.



Art. 724/1
Mtl 1 1/4" dia.
H 11 19/32"
Wt. 4.2 lbs.



Art. 121/6
Mtl 1 3/16" sq.
H 7 5/16"
Wt. 1.5 lbs.



Art. 121/8
Mtl 1 3/16" sq.
H 6 1/32"
Wt. 1.4 lbs.



Art. 121/4
Mtl 1 9/32" dia.
H 5 1/8"
Wt. 0.7 lbs.

Art. 726/3
Mtl 1 9/16" dia.
H 6 5/16"
Wt. 0.8 lbs.

Art. 121/7
Mtl 1 9/16" sq.
H 7 5/16"
Wt. 2.2 lbs.

Art. 121/9
Mtl 1 9/16" sq.
H 6 1/32"
Wt. 2.6 lbs.

Shown: 120/3



Shown: 724/1



SPEAR POINTS



Art. 126/1
Mtl 3/8" sq.
H 5 1/2"
Wt. 0.5 lbs.



Art. 124/1
Mtl 1/2" dia.
H 4 15/16"
Wt. 0.4 lbs.

Art. 124/2
Mtl 19/32" dia.
H 6 5/16"
Wt. 0.6 lbs.

Art. 124/9
Mtl 3/4" dia.
H 7 1/2"
Wt. 0.7 lbs.



Art. 126/A1
Mtl 19/32" dia.
W 2 21/32"
H 5 9/10"
Wt. 0.6 lbs.



Art. 126/15
Mtl 1 3/16" dia.
H 6 5/16"
1 1/8" Base
Wt. 1.5 lbs.

Art. 126/16
Mtl 1 9/16" dia.
H 7 15/32"
1/2" Base
Wt. 2.5 lbs.



Art. 123/5
Mtl 1" dia.
H 6 5/16"
1 1/8" Base
Wt. 0.8 lbs.



Art. 122/A1
Mtl 1 1/4" dia.
H 7 7/8"
Wt. 1.0 lbs.



Art. 125/2
Mtl 9/16" sq.
H 5 3/10"
Wt. 0.8 lbs.



Art. 125/1
Mtl 1 3/8" dia.
H 4 15/16"
Wt. 0.7 lbs.





Art. 727/4
Mtl 1 3/16" dia.
W 3 5/32"
H 8 9/32"
Wt. 1.3 lbs.



Art. 727/1
Mtl 1 1/4" dia.
W 2 3/4"
H 5 1/2"
Wt. 0.7 lbs.



Art. 126/B/1
Mtl 3/4" dia.
W 3 7/32"
H 7 21/32"
Wt. 0.8 lbs.



Art. 126/13
Mtl 5/8" dia.
W 2 1/2"
H 6 11/16"
Wt. 0.9 lbs.



Art. 727/7
Mtl 1 9/16" sq.
W 4 23/32"
H 7 7/8"
Wt. 2.8 lbs.



Art. 126/B/6
Mtl 3/4" dia.
W 1 3/4"
H 3 5/32"
Wt. 0.3 lbs.



Art. 126/6
Mtl 1 11/32" dia.
H 7 15/32"
Wt. 0.8 lbs.

Art. 727/5
Mtl 1 1/16" dia.
W 2 3/4"
H 7 9/32"
Wt. 0.9 lbs.

Art. 727/2
Mtl 1 3/16" dia.
W 2 9/16"
H 4 29/32"
Wt. 0.5 lbs.

Art. 126/B/2
Mtl 5/8" dia.
W 2 21/32"
H 6 9/32"
Wt. 0.6 lbs.

Art. 126/14
Mtl 9/16" dia.
W 2 5/32"
H 5 1/2"
Wt. 0.5 lbs.

Art. 727/8
Mtl 1 1/4" sq.
W 3 17/32"
H 6 9/32"
Wt. 1.4 lbs.

Art. 126/B/7
Mtl 1" dia.
W 2 1/2"
H 4 29/32"
Wt. 0.7 lbs.

Art. 126/19
Mtl 1" dia.
H 5 1/2"
Wt. 0.4 lbs.

Art. 727/6
Mtl 15/16" dia.
W 2 3/8"
H 6 5/16"
Wt. 0.7 lbs.

Art. 727/3
Mtl 1" dia.
W 2 5/32"
H 4 5/16"
Wt. 0.4 lbs.

Art. 126/B/3
Mtl 1/2" dia.
W 2 1/8"
H 5 3/32"
Wt. 0.3 lbs.

Art. 727/9
Mtl 1" sq.
W 2 3/4"
H 4 23/32"
Wt. 0.6 lbs.

Art. 126/B/8
Mtl 1 1/2" dia.
W 3 5/32"
H 5 1/2"
Wt. 0.9 lbs.

Art. 126/20
Mtl 1 3/16" dia.
H 6 5/16"
Wt. 0.9 lbs.



Art. 126/C/7
Mtl 23/32" dia.
H 4 15/16"
Wt. 0.8 lbs.



Art. 727/10
Mtl 1 9/32" dia.
W 1 9/16"
H 5 7/8"
Wt. 0.9 lbs.



Art. 727/11
Mtl 1 3/16" dia.
W 1 1/4"
H 4 23/32"
Wt. 0.5 lbs.



Art. 126/B/5
Mtl 2" dia.
W 3 11/32"
H 6 5/8"
Wt. 2.5 lbs.



Art. 123/3
Mtl 1 1/4" dia.
H 5 1/8"
Wt. 0.7 lbs.



Art. 123/6
Mtl 1 3/8" dia.
H 7 3/32"
Wt. 0.84 lbs.





Art. 124/3
Mtl 1/2" dia.
H 4 29/32"
Wt. 0.3 lbs.



Art. 124/7
Mtl 9/16" dia.
H 5"
Wt. 0.3 lbs.



Art. 124/6
Mtl 19/32" dia.
H 6 6/32"
Wt. 0.7 lbs.



Art. 126/E/1
Mtl 19/32" dia.
W 2 5/32"
H 5 29/32"
Wt. 0.6 lbs.



Art. 124/8
Mtl 19/32" dia.
H 8 3/16"
Wt. 1.2 lbs.



Art. 123/7
Mtl 1 9/16" dia.
H 7 7/8"
Wt. 1.1 lbs.




Art. 125/4
Mtl 3/4" dia.
H 5 1/8"
Wt. 0.7 lbs.



Art. 89/4
Mtl 5/16" sq.
H 2 1/8"
Wt. 0.1 lbs.

Art. 124/4
Mtl 19/32" dia.
H 6 5/16"
Wt. 0.7 lbs.

Art. 124/5
Mtl 3/4" dia.
H 7 5/32"
Wt. 1.2 lbs.



Art. 126/B/9
Mtl 27/32" dia.
W 2 19/32"
H 6 5/8"
Wt. 1.0 lbs.



Art. 126/B/4
Mtl 3/4" dia.
W 2 27/32"
H 5 3/32"
Wt. 0.5 lbs.



Art. 725/1
Mtl 1 3/16" dia.
H 6 5/8"
Wt. 1.3 lbs.



Art. 725/5
Mtl 1 1/16" dia.
H 8 21/32"
Wt. 2.2 lbs.

Shown: 725/2



Art. 725/2
Mtl 1 1/4" dia.
H 8 7/8"
Wt. 2.3 lbs.



Art. 725/3
Mtl 3/4" sq.
H 11 1/4"
Wt. 3.05 lbs.



Art. 725/4
Mtl 2"
H 9 1/4"
Wt. 2 lbs.

Shown: 1382/2



HAND FORGED



Art. 1382/1
Mtl 1 9/16" sq.
H 7 7/8"
Wt. 5.5 lbs.



Art. 1382/2
Mtl 1" sq.
H 7 7/8"
Wt. 2.2 lbs.
Art. 1382/3
Mtl 1 3/16" sq.
H 7 7/8"
Wt. 3.1 lbs.



Hammered edges

Art. 1382/4
Mtl 1" dia.
H 7 7/8"
Wt. 1.8 lbs.
Art. 1382/5
Mtl 1 3/16" dia.
H 7 7/8"
Wt. 2.5 lbs.



Hammered

Art. 1382/6
Mtl 1" sq.
H 7 7/8"
for 118/6
Wt. 2.2 lbs.
Art. 1382/7
Mtl 1 3/16" sq.
H 7 7/8"
for 118/24
Wt. 3.1 lbs.
Art. 1382/8
Mtl 1 9/16" sq.
H 7 7/8"
for 118/25
Wt. 5.5 lbs.



Art. 1382/9
Mtl 1" sq.
H 7 7/8"
for 180/53
Wt. 2.5 lbs.
Art. 1382/10
Mtl 1 3/16" sq.
H 7 7/8"
for 180/50
Wt. 3.1 lbs.



Grooved Bar



Art. 1382/11
Mtl 1/2" dia.
H 7 7/8"
Wt. 0.4 lbs.
Art. 1382/12
Mtl 9/16" dia.
H 7 7/8"
Wt. 0.5 lbs.



Art. 1382/13
Mtl 1/2" dia.
H 7 7/8"
Wt. 0.4 lbs.
Art. 1382/14
Mtl 9/16" dia.
H 7 7/8"
Wt. 0.5 lbs.



Art. 1382/15
Mtl 1/2" sq.
H 7 7/8"
Wt. 0.4 lbs.
Art. 1382/16
Mtl 9/16" sq.
H 7 7/8"
Wt. 0.5 lbs.



Art. 1382/17
Mtl 1/2" sq.
H 7 7/8"
Wt. 0.5 lbs.
Art. 1382/18
Mtl 9/16" sq.
H 7 7/8"
Wt. 0.7 lbs.



Art. 1382/19
Mtl 1/2" sq.
H 7 7/8"
Wt. 0.5 lbs.
Art. 1382/20
Mtl 9/16" sq.
H 7 7/8"
Wt. 0.7 lbs.



Art. 1382/21
Mtl 1/2" sq.
H 7 7/8"
Wt. 0.5 lbs.
Art. 1382/22
Mtl 9/16" sq.
H 7 7/8"
Wt. 0.7 lbs.

Pickets with post tops

Custom heights available by request

bark effect hammered



Art. 1259/1 Mtl 1/2" dia. H 39 3/8" Wt. 2 lbs.
Art. 1259/2 Mtl 9/16" dia. H 39 3/8" Wt. 2.6 lbs.
Art. 1259/3 Mtl 1/2" dia. H 47 1/4" Wt. 2.4 lbs.
Art. 1259/4 Mtl 9/16" dia. H 47 1/4" Wt. 3.2 lbs.

plain



Art. 1259/5 Mtl 1/2" dia. H 39 3/8" Wt. 2 lbs.
Art. 1259/6 Mtl 9/16" dia. H 39 3/8" Wt. 2.6 lbs.
Art. 1259/7 Mtl 1/2" dia. H 47 1/4" Wt. 2.4 lbs.
Art. 1259/8 Mtl 9/16" dia. H 47 1/4" Wt. 3.2 lbs.

bark effect hammered



Art. 1259/13 Mtl 1/2" sq. H 39 3/8" Wt. 2.5 lbs.
Art. 1259/14 Mtl 9/16" sq. H 39 3/8" Wt. 3.4 lbs.
Art. 1259/15 Mtl 1/2" sq. H 47 1/4" Wt. 3 lbs.
Art. 1259/16 Mtl 9/16" sq. H 47 1/4" Wt. 4.1 lbs.

corner hammered



Art. 1259/19 Mtl 1/2" sq. H 47 1/4" Wt. 3 lbs.
Art. 1259/20 Mtl 9/16" sq. H 47 1/4" Wt. 4.1 lbs.

Shown: 1259/1



SPEAR POINTS

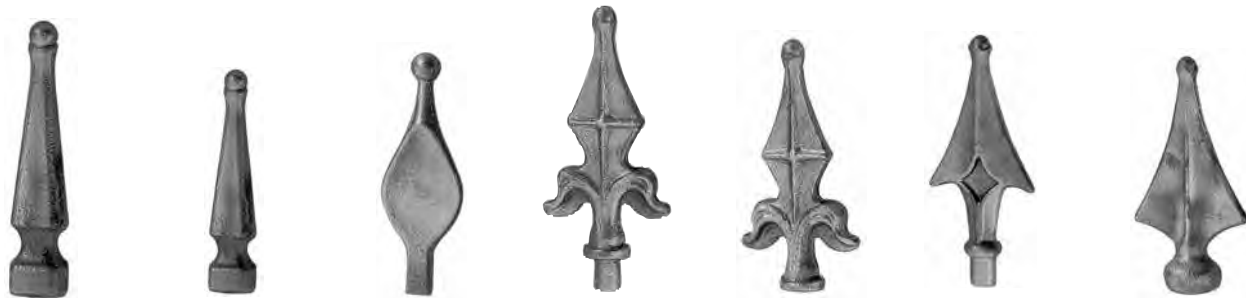
Hot Stamped Steel Spear Points



- | | | | | | | | |
|---|--|---|--|--|--|---|--|
| Art. 129/1
Mtl 9/16" sq.
H 7 7/8"
Wt. 0.5 lbs. | Art. 129/3
Mtl 9/16" sq.
H 7 15/32"
Wt. 0.5 lbs. | Art. 129/5
Mtl 9/16" sq.
H 4 5/16"
Wt. 0.5 lbs. | Art. 129/7
Mtl 9/16" sq.
H 7 7/8"
Wt. 0.5 lbs. | Art. 129/9
Mtl 9/16" sq.
H 7 1/8"
Wt. 0.3 lbs. | Art. 129/12
Mtl 1/2" sq.
H 7 7/8"
Wt. 0.4 lbs. | Art. 722/1
Mtl 1/2" sq.
H 7 7/8"
Wt. 0.3 lbs. | Art. 722/3
Mtl 1/2" sq.
H 7 7/8"
Wt. 0.4 lbs. |
| Art. 129/2
Mtl 1/2" sq.
H 7 15/32"
Wt. 0.4 lbs. | Art. 129/4
Mtl 1/2" sq.
H 7 3/32"
Wt. 0.4 lbs. | Art. 129/6
Mtl 1/2" sq.
H 3 15/16"
Wt. 0.4 lbs. | Art. 129/8
Mtl 1/2" sq.
H 7 7/8"
Wt. 0.4 lbs. | Art. 129/10
Mtl 1/2" sq.
H 6 1/2"
Wt. 0.2 lbs. | Art. 129/11
Mtl 9/16" sq.
H 9 1/16"
Wt. 0.5 lbs. | Art. 722/2
Mtl 9/16" sq.
H 9"
Wt. 0.5 lbs. | Art. 722/4
Mtl 9/16" sq.
H 8 21/32"
Wt. 0.4 lbs. |



- | | | | | | | | |
|--|--|--|---|---|---|---|---|
| Art. 722/5
Mtl 1/2" sq.
H 5 29/32"
Wt. 0.4 lbs. | Art. 1385/4
Mtl 1/2" dia.
H 7 7/8"
Wt. 0.4 lbs. | Art. 1385/7
Mtl 1/2" dia.
H 7 7/8"
Wt. 0.4 lbs. | Art. 1385/10
Mtl 1/2" dia.
H 7 7/8"
Wt. 0.4 lbs. | Art. 1385/13
Mtl 1/2" dia.
H 7 7/8"
Wt. 0.4 lbs. | Art. 1765/16
(ex 9164/1)
Mtl 9/16" sq.
H 7 7/8"
Wt. 0.7 lbs. | Art. 1765/31
(ex 9164/3)
Mtl 9/16" sq.
H 7 7/8"
Wt. 0.7 lbs. | Art. 1765/46
(ex 9164/5)
Mtl 9/16" sq.
H 7 7/8"
Wt. 0.7 lbs. |
| Art. 722/6
Mtl 9/16" sq.
H 6 11/16"
Wt. 0.3 lbs. | Art. 1385/5
Mtl 9/16" dia.
H 7 7/8"
Wt. 0.5 lbs. | Art. 1385/8
Mtl 9/16" dia.
H 7 7/8"
Wt. 0.5 lbs. | Art. 1385/11
Mtl 9/16" dia.
H 7 7/8"
Wt. 0.5 lbs. | Art. 1385/14
Mtl 9/16" dia.
H 7 7/8"
Wt. 0.5 lbs. | Art. 1765/11
(ex 9164/2)
Mtl 1/2" sq.
H 7 7/8"
Wt. 0.5 lbs. | Art. 1765/26
(ex 9164/4)
Mtl 1/2" sq.
H 7 7/8"
Wt. 0.5 lbs. | Art. 1765/41
(ex 9164/6)
Mtl 1/2" sq.
H 7 7/8"
Wt. 0.5 lbs. |
| | Art. 1385/6
Mtl 5/8" dia.
H 7 7/8"
Wt. 0.7 lbs. | Art. 1385/9
Mtl 5/8" dia.
H 7 7/8"
Wt. 0.7 lbs. | Art. 1385/12
Mtl 5/8" dia.
H 7 7/8"
Wt. 0.7 lbs. | Art. 1385/15
Mtl 5/8" dia.
H 7 7/8"
Wt. 0.7 lbs. | | | |



- | | | | | | | |
|--|--|---|---|--|--|--|
| Art. 1386/1
Mtl 1 19/32" sq.
H 5 29/32"
Wt. 2.1 lbs. | Art. 1386/3
Mtl 1" sq.
H 4 15/16"
Wt. 0.6 lbs. | Art. 1386/5
Mtl 1/2" sq.
W 1 21/32"
H 4 3/4"
Wt. 0.3 lbs. | Art. 1386/7
Mtl 5/8" dia.
W 2 3/4"
H 6 1/8"
Wt. 0.7 lbs. | Art. 1386/9
Mtl 1" dia.
W 2 3/4"
H 5 1/2"
Wt. 0.4 lbs. | Art. 1386/11
Mtl 5/8" dia.
2 15/32" W x
5 29/32" H
Wt. 0.6 lbs. | Art. 1386/12
Mtl 1 1/4" dia.
W 2 3/8"
H 4 15/16"
Wt. 0.5 lbs. |
| Art. 1386/2
Mtl 1 1/4" sq.
H 5 5/16"
Wt. 1.5 lbs. | Art. 1386/4
Mtl 13/16" sq.
H 3 15/16"
Wt. 0.3 lbs. | Art. 1386/6
Mtl 9/16" sq.
W 1 13/16"
H 5 1/2"
Wt. 0.4 lbs. | Art. 1386/8
Mtl 1/2" dia.
W 2 3/8"
H 5 1/8"
Wt. 0.4 lbs. | Art. 1386/10
Mtl 27/32" dia.
W 2 3/8"
H 4 17/32"
Wt. 0.3 lbs. | | Art. 1386/13
Mtl 1" dia.
W 2 3/16"
H 4 11/32"
Wt. 0.4 lbs. |

SPEAR POINTS



FINIALS AND PLATES

Quick Reference # 8



Art. 1408/1
Mtl 3 1/8" sq.
Hole 1 1/32"
Wt. 0.4 lbs.



Art. 1408/2
Mtl 2 1/8" sq.
Hole 5/8"
Wt. 0.2 lbs.



Art. SHOE 94/A/6/S1
Mtl 5/16"
3 1/8" sq.
Hole 1" sq.
Wt. 0.8 lbs.



hot stamped steel
Art. 1404/1
Mtl 4 5/16" dia.
5 1/2" x 3 17/32"
Wt. 14.5 lbs.



Art. 819/2/S (SHOE 1)
Mtl 3 1/8" sq.
Hole 1"
Wt. 0.8 lbs.



Art. 1408/5
Mtl 1 9/16" dia.
Hole 1/2" dia.
H 19/32"
Wt. 0.1 lbs.



Art. 1408/6
Mtl 2 3/8" dia.
Hole 1 1/4" dia.
H 11/16"
Wt. 0.2 lbs.

Art. SHOE 94/A/6/5
Mtl 1/4"
2" sq.
Hole 1/2" sq.
Wt. 0.7 lbs.



Art. 94/A/4
3 5/32" x 3 5/32"
5/16" Thickn.
Wt. 0.8 lbs.

Art. 1404/2
Mtl 3 17/32" dia.
4 29/32" x 2 3/4"
Wt. 8.4 lbs.

Art. 1404/3
Mtl 2 3/4" dia.
5 15/16" x 3 23/25"
Wt. 4.0 lbs.

Art. 1404/4
Mtl 2 5/32" dia.
3 11/32" x 1 3/4"
Wt. 1.8 lbs.

Art. 819/8 (SHOE 12)
Mtl 1 1/2" sq.
Hole 1/2" sq.
Wt. 0.2 lbs.

Art. 819/1
Mtl 2 3/8" sq.
Hole 1 3/16" sq.
Wt. 0.6 lbs.

Art. 819/6 (SHOE 58)
Mtl 1 1/2" sq.
Hole 5/8" sq.
Wt. 0.2 lbs.




Art. 113/9
3" dia.
Wt. 4.6 lbs.



Art. 113/10
2 3/4" dia.
Wt. 4.9 lbs.



Art. 181/6
Mtl 5/16"
4 3/4" sq.
Wt. 0.2 lbs.



Art. 94/A/6
Mtl 3 5/32" x 3 5/32"
5/16" Thickn.
Wt. 0.8 lbs.



Art. 94/A/5
Mtl 3 5/32" x 3 5/32"
5/16" Thickn.
Wt. 0.8 lbs.



Art. 94/A/3
3 15/16" x 3 15/16"
5/16" Thickn.
Wt. 0.8 lbs.



Art. 160/43
3 5/32" x 5 1/8"
Base 1 9/16" dia.
threaded hole 12 MA
Wt. 1.5 lbs.



Art. 160/46
2 1/8" x 3 1/16"
Base 1 9/16"
threaded hole 12 MA
Wt. 0.7 lbs.

COLUMN TERMINALS



Art. 128/29
2" dia.
4 1/8"
Wt. 1.3 lbs.



Art. 128/30
2" dia.
3 15/16" H
Wt. 1.9 lbs.



Art. 128/31
3 15/16" H
7 3/32" H
Wt. 12.8 lbs.



Art. 160/44
3 3/4" x 3 2/3"
Base 1 9/16" dia.
threaded hole 12 MA
Wt. 1.3 lbs.



Art. 160/45
2 9/32" x 4 5/8"
Base 1 9/16"
threaded hole 12 MA
Wt. 1.0 lbs.

Art. 128/32
3 15/16" dia.
7 7/8"
Wt. 12.8 lbs.

Art. 128/33
1 3/32" dia.
3 5/32" H
Wt. 0.9 lbs.

Art. 128/35
2" H
3 17/32" H
Wt. 1.7 lbs.



Art. 662/1
W 4 1/8"
H 8 11/16"
Mtl 5/8" x 5/16"
Wt. 1 lbs.



Art. 662/2
W 4 1/8"
H 8 11/16"
Mtl 5/8" x 5/16"
Wt. 1 lbs.



Art. 662/5
W 5 15/16"
H 9 13/16"
Mtl 5/8" x 1/4"
Wt. 1.1 lbs.



Art. 662/6
W 5 15/16"
H 9 13/16"
Mtl 5/8" x 1/4"
Wt. 1.1 lbs.



Art. 664/2
3 9/16" dia.
Hole 5/8"
Mtl 1/8"
Wt. 0.5 lbs.



Art. 664/3
1 9/16" dia.
H 1 9/16"
Mtl 1/8"
Wt. 0.4 lbs.




Art. 664/4
W 3 9/16"
H 3 9/16"
Mtl 1/2"
Wt. 1 lbs.



Art. 664/6
W 2 3/8"
H 7 7/8"
Mtl 1/8"
Wt. 1.9 lbs.



Art. 664/7
W 2"
H 11 1/4"
Mtl 1/8"
Wt. 1 lbs.



Art. 167/4
1 9/16" sq.
Mtl 1/8"
Wt. 0.1 lbs.

Art. 167/5
2" sq.
Mtl 1/8"
Wt. 0.2 lbs.

Art. 167/8
3 15/16" sq.
Mtl 1/8"
Wt. 0.6 lbs.



Art. 664/8
W 5 1/8"
H 9 13/16"
Mtl 1/8"
Wt. 0.5 lbs.



Art. 664/9
W 3 1/8"
H 11 1/4"
Mtl 1/2"
Wt. 0.1 lbs.

Shown: 1404/1



FINIALS AND PLATES



FLOWERS AND ORNAMENTS

Quick Reference # 8



Art. 1406/9
Mtl 13/16"
3 15/16" dia.
Wt. .18 lbs.



Art. 1406/7
Mtl 1"
3 9/16" dia.
Wt. .15 lbs.



Art. 1406/3
Mtl 1 9/16"
5 1/2" dia.
Wt. .15 lbs.

Cast Iron



Art. 756/12
Mtl 5 5/16" dia.
Thread hole M5
Thickn. 1/2"
Wt. 1.7 lbs.



Art. 756/2
Mtl 3 5/32" dia.
Thread hole M5
Wt. .47 lbs.



Art. 1393/8
Mtl 3 9/16" dia.
Hole 5/16"
Wt. .48 lbs.



Art. 756/4
Mtl 3 15/16" dia.
Thread hole M6
Wt. .79 lbs.

Art. 756/13
Mtl 4 17/32" dia.
Thread hole M5
Thickn. 1/2"
Wt. 1.7 lbs.

Art. 756/14
Mtl 2 15/16" dia.
Thread hole M5
Thickn. 3/8"
Wt. 1.7 lbs.



Shown: 756/4

Flowers in Pressed Sheet Metal



Art. 138/3
Mtl 5/64"
3 15/32" dia.
H 21/32"
Wt. 0.1 lbs.

Art. 138/4
Mtl 5/64"
3 9/16" dia.
H 3/8"
Wt. 0.1 lbs.

Art. 138/10
Mtl .0197"
W 1 3/4"
H 3 11/32"
Wt. .03 lbs.

Art. 138/11
Mtl .0197"
W 2 15/16"
H 2 3/4"
Wt. .03 lbs.

Art. 138/12
Mtl .0197"
W 3 3/4"
H 4 1/8"
Wt. .03 lbs.

































Art. 138/13
Mtl .0197"
W 7 1/2"
H 7 5/8"
Wt. .07 lbs.

Art. 702/1
Mtl .0197"
W 2 7/16"
H 4 5/16"
Wt. .04 lbs.









Art. 702/2
Mtl .0197"
W 2 1/16"
H 2 9/16"
Wt. .01 lbs.

Art. 702/3
Mtl .0197"
W 3 1/8"
H 7 7/8"
Wt. 0.1 lbs.

Flowers in Pressed Sheet Metal

 NEW	 NEW	 NEW	 NEW	 NEW			
Art. 1393/7 2 11/16" dia. Hole 1/2" Mtl 3/8" Wt. 0.5 lbs.	Art. 664/1 2 3/8" dia. Hole 5/16" Mtl 1/8" Wt. 0.2 lbs.	Art. 138/1 2 3/8" dia. Hole 3/8" Mtl 1/16" Wt. 0.2 lbs.	Art. 116/A/1 2 3/4" sq. Hole 1/2" Mtl 3/16" sq. Wt. 0.6 lbs.	Art. 116/A/2 2 15/16" sq. Hole 1/2" Mtl 3/16" sq. Wt. 1 lbs.	Art. 604/11 thickness 5/64" W 1 1/4" H 1 3/4" Wt. .04 lbs.	Art. 604/12 W 1 1/4" H 1 1/8" stem 1/8" Wt. .05 lbs.	Art. 136/5 Mtl .0197" 2 9/16" dia. H 1 3/16" Wt. .05 lbs.
							
Art. 136/6 Mtl .0197" 2 1/8" dia. H 1 19/64" Wt. .07 lbs.	Art. 136/7 Mtl .0197" 1 1/2" dia. H 1 9/16" Wt. .05 lbs.	Art. 136/8 Mtl .0118" 1 21/32" dia. H 11/16" Wt. .02 lbs.	Art. 136/9 Mtl .0118" 1 7/8" dia. H 19/32" Wt. .01 lbs.	Art. 137/7 Mtl .0197" W 2 3/8" H 5 1/8" Wt. .08 lbs.	Art. 137/8 Mtl .0197" W 2" H 3 9/16" Wt. .03 lbs.	Art. 137/9 Mtl .0197" W 4 5/16" H 2 9/16" Wt. .04 lbs.	Art. 137/10 Mtl .0197" W 6 7/8" H 4 15/16" Wt. 0.1 lbs.
							
Art. 139/1 Mtl .0197" W 1 5/32" H 2 9/16" Wt. .03 lbs.	Art. 139/2 Mtl .0197" W 1 39/64" H 3 9/16" Wt. .03 lbs.	Art. 139/3 Mtl .0118" W 1 3/16" H 3 11/32" Wt. .04 lbs.	Art. 139/4 Mtl .0118" W 2 3/4" H 7 7/8" Wt. .07 lbs.	Art. 139/5 Mtl .0118" W 1 3/8" H 3 15/16" Wt. 04 lbs.	Art. 139/6 Mtl .0197" W 1 3/32" H 2 3/4" Wt. 03 lbs.	Art. 138/16 Mtl .0118" W 1 3/16" H 3 11/32" Wt. .02 lbs.	Art. 138/7 Mtl .0118" W 1 3/16" H 3 11/32" Wt. .02 lbs.
							
Art. 140/1 Mtl .0197" W 1" H 2 1/8" Wt. .01 lbs.	Art. 140/2 Mtl .0118" W 1 5/32" H 2 7/16" Wt. .02 lbs.	Art. 140/3 Mtl .0118" W 1 29/64" H 3 1/8" Wt. .03 lbs.	Art. 140/4 Mtl .0118" W 1 3/8" H 3 15/16" Wt. .02 lbs.	Art. 140/5 Mtl .0197" W 2 3/8" H 2 23/32" Wt. .2 lbs.	Art. 140/6 Mtl .0118" 11/16" dia. H 19/32" Wt. .01 lbs.	Art. 140/7 Mtl .0118" 15/16" dia. H 1/2" Wt. .01 lbs.	Art. 140/8 Mtl .0118" 1 17/32" dia. H 3/8" Wt. .01 lbs.


Heavy Gauge Floral Elements

								
Art. 116/35 2 9/16" dia. H 5/16" hole 19/32" dia. Wt. 0.3 lbs.	Art. 116/A/3 3 3/4" dia. Mtl 1/8" Wt. 0.4 lbs.	Art. 116/A/4 2 9/16" dia. Mtl 1/8" Wt. 0.2 lbs.	Art. 116/A/5 3 3/4" dia. Mtl 1/8" Wt. 0.6 lbs.	Art. 138/2 2 3/8" dia. Mtl 3/16" Wt. 0.1 lbs.	Art. 138/15 2 3/8" dia. Mtl 5/64" Wt. 0.2 lbs.	Art. 126/3 3 1/8" dia. 5/32" thick. Wt. 0.3 lbs.	Art. 697/3 3 3/4" dia. Mtl 1/8" Wt. 0.5 lbs.	Art. 697/4 2 9/16" dia. Mtl 1/8" Wt. 0.2 lbs.

High Quality Hand Forged Leaves



Art. 689/7 Mtl 1/2" dia. W 6 5/16" H 3 15/16" 3/16" thickn. Wt. 0.7 lbs.	Art. 689/8 Mtl 1/2" dia. W 6 5/16" H 3 15/16" 3/16" thickn. Wt. 0.7 lbs.	Art. 689/9 Mtl 1/2" dia. W 7 7/8" H 5 7/8" 3/16" thickn. Wt. 1.0 lbs.	Art. 689/10 Mtl 1/2" dia. W 7 7/8" H 5 7/8" 3/16" thickn. Wt. 1.0 lbs.	Art. 691/1 Mtl 1/2" dia. W 6 5/16" H 3 15/16" 3/16" thickn. Wt. 0.5 lbs.	Art. 691/2 Mtl 1/2" dia. W 6 5/16" H 3 15/16" 3/16" thickn. Wt. 0.5 lbs.	Art. 691/3 Mtl 1/2" W 2 3/4" H 4 3/4" 3/16" thickn. Wt. 0.2 lbs.	Art. 691/4 Mtl 1/2" W 2 3/4" H 4 3/4" 3/16" thickn. Wt. 0.2 lbs.	Art. 691/5 Mtl 1/2" dia. 2 15/16" dia. Wt. 0.4 lbs.
--	--	---	--	--	--	--	--	---



Art. 692/1 W Mtl 3 11/32" H 10 5/8" 5/32" thickn. Wt. 0.7 lbs.	Art. 691/6 Mtl 1/2" dia. W 3 1/8" H 3 15/16" 3/16" thickn. Wt. 0.2 lbs.	Art. 691/7 Mtl 1/2" dia. W 3 1/8" H 3 15/16" 3/16" thickn. Wt. 0.2 lbs.	Art. 692/2 W 3 1/8" H 3 1/8" 5/32" thickn. Wt. 0.4 lbs.	Art. 692/3 W 2 3/8" H 3 3/4" 5/32" thickn. Wt. 0.2 lbs.	Art. 692/4 W 3 3/4" H 6 5/8" 3/16" thickn. Wt. 0.6 lbs.	Art. 692/6 W 3 1/8" H 6 5/16" 3/16" thickn. Wt. 0.3 lbs.	Art. 694/12 W 4 3/4" H 8 1/4" 1/4" thickn. Wt. 0.8 lbs.	Art. 694/13 W 4 3/4" H 8 1/4" 1/4" thickn. Wt. 0.8 lbs.
---	---	---	--	--	--	---	--	--



Art. 692/8 W 4 5/16" H 13" 5/32" thickn. Wt. 2.1 lbs.	Art. 692/9 W 2" H 7 1/16" 5/32" thickn. Wt. 0.6 lbs.	Art. 692/10 W 4 5/16" H 9 1/16" 5/32" thickn. Wt. 0.9 lbs.	Art. 94/B/3 W 4 1/2" H 7 7/8" 5/32" thickn. Wt. 0.6 lbs.	Art. 94/B/4 W 3 1/8" H 9 7/8" 5/32" thickn. Wt. 0.5 lbs.	Art. 94/B/9 W 3 11/32" H 4 3/4" 5/32" thickn. Wt. 0.3 lbs.	Art. 94/B/10 W 3 11/32" H 4 3/4" 5/32" thickn. Wt. 0.3 lbs.	Art. 94/B/11 W 5 1/8" H 7 1/16" 5/32" thickn. Wt. 0.6 lbs.	Art. 94/B/12 W 5 1/8" H 7 1/16" 5/32" thickn. Wt. 0.6 lbs.
--	---	---	---	---	---	--	---	---



Hand forged Art. 140/H/1 W 5 1/8" H 10 5/8" Wt. 8.6 lbs.	Hand forged Art. 140/H/2 W 3 9/16" H 6 5/8" Wt. 2.5 lbs.	Hand forged Art. 673/1 W 5 1/8" H 10 5/8" Wt. 7.7 lbs.	Hand forged Art. 673/2 W 3 9/16" H 6 5/8" Wt. 2.4 lbs.	Art. 673/3 Mtl. 1/4" dia. H 5 7/8" Wt. 0.2 lbs.	Art. 140/H/3 Mtl 3/16" 3 9/16" x 4 15/16" Wt. 0.4 lbs.	Art. 140/H/4 Mtl 3/16" 5 7/8" x 7 5/8" Wt. 0.9 lbs.	Art. 604/4 H 9 13/16" Mtl 5/8" Wt. 1.2 lbs.
--	--	--	--	---	--	---	---

FLOWERS AND ORNAMENTS

STAMPED LEAVES



Art. 136/1
Mtl 1/8"
W 1 9/16"
H 4 5/16"
right hand
Wt. 0.2 lbs.



Art. 136/2
Mtl 1/8"
W 1 9/16"
H 4 5/16"
left hand
Wt. 0.2 lbs.



Art. 136/10
Mtl 1/8"
W 2 3/4"
H 6 5/16"
right hand
Wt. 0.3 lbs.



Art. 136/11
Mtl 1/8"
W 2 3/4"
H 6 5/16"
left hand
Wt. 0.3 lbs.



Art. 136/4
Mtl 1/8"
W 2 3/4"
H 2 3/8"
right hand
Wt. 0.2 lbs.



Art. 136/3
Mtl 1/8"
W 2 3/4"
H 2 3/8"
left hand
Wt. 0.2 lbs.



new
Art. 136/12
W 1 3/16"
H 3 9/16"
Mtl 1/8"
Wt. 0.5 lbs.



new
Art. 136/13
W 1 3/16"
H 3 9/16"
Mtl 1/8"
Wt. 0.5 lbs.

SOLID BRASS



Art. 1463/14
Mtl 1/8"
W 2 3/4"
H 2 3/8"
right hand
Wt. 0.2 lbs.



Art. 1463/15
Mtl 1/8"
W 2 3/4"
H 2 3/8"
left hand
Wt. 0.2 lbs.



Art. 1463/16
Mtl 1/8"
W 1 9/16"
H 4 5/16"
right hand
Wt. 0.2 lbs.



Art. 1463/17
Mtl 1/8"
W 1 9/16"
H 4 5/16"
left hand
Wt. 0.2 lbs.

Shown: 661/3





Art. 1331/2
W 17 23/32"
H 17 23/32"
Wt. 5.3 lbs.
Art. 1331/4
Unpainted



Art. 140/1/3
Mtl. 5/32" dia.
2 3/8"
Wt. .9 lbs.



Art. 1329/1
Mtl. 5/16" dia.
W 5 1/2"
H 17 3/4"
Wt. 1.0 lbs.



Art. 1329/6
Mtl. 5/16" dia.
W 5 1/8"
H 19 11/16"
Wt. 1.5 lbs.

Shown: 1329/1





Art. 663/5
Mtl 1/2" dia.
W 4 1/2"
H 7 1/16"
Wt. 0.6 lbs.



Art. 663/6
Mtl 1/2" dia.
W 4 1/2"
H 7 1/16"
Wt. 0.6 lbs.



Art. 663/7
Mtl 1/2" dia.
W 6 5/16"
H 7 1/2"
Wt. 0.9 lbs.



Art. 663/8
Mtl 1/2" dia.
W 6 5/16"
H 7 1/2"
Wt. 0.9 lbs.



Art. 662/3
Mtl 1/2" dia.
W 2 9/16"
H 5 1/8"
Wt. 0.3 lbs.



Art. 662/4
Mtl 1/2" dia.
W 2 9/16"
H 5 1/8"
Wt. 0.3 lbs.



Art. 663/3
Mtl 1/2" dia.
W 2 3/4"
H 3 9/16"
Wt. 0.3 lbs.



Art. 663/4
Mtl 1/2" dia.
W 2 3/4"
H 3 9/16"
Wt. 0.3 lbs.

Floral Elements



Art. 94/B/5
4 5/32" dia.
Mtl 5/32"
Wt. 0.4 lbs.



Art. 94/B/6
4 17/32" dia.
Mtl 5/32"
Wt. 0.4 lbs.



Art. 695/1
W 3 1/8"
H 3 1/8"
Mtl 5/32"
Wt. 0.3 lbs.



Art. 695/2
W 3 11/32"
H 3 11/32"
Mtl 5/32"
Wt. 0.3 lbs.



Art. 695/3
W 4 5/16"
H 4 5/16"
Mtl 5/32"
Wt. 0.3 lbs.



Art. 695/4
W 2 3/8"
H 2 3/8"
Mtl 5/32"
Wt. 0.2 lbs.



Art. 695/5
W 2 3/8"
H 2 3/8"
Mtl 5/32"
Wt. 0.1 lbs.



NEW
Art. 664/5
3 9/16" dia.
Hole 5/16"
Mtl 1/8"
Wt. 1 lbs.

FULLY WELDABLE CAST STEEL LEAVES



Art. 661/1
Mtl 5/8" x 5/16"
W 5 1/2"
H 6 1/8"
Wt. 0.6 lbs.



Art. 661/2
Mtl 5/8" x 5/16"
W 5 1/2"
H 6 1/8"
Wt. 0.6 lbs.



Art. 661/3
Mtl 5/16" dia.
W 4 5/16"
H 6 1/8"
Wt. 0.8 lbs.



Art. 696/2
Mtl 17 5/16" dia.
Wt. 3.8 lbs.



Art. 661/4
Mtl 5/16" dia.
W 3"
H 4 15/16"
Wt. 0.3 lbs.



Art. 663/1
Mtl 5/8" x 1/4"
W 4 5/16"
H 5 1/2"
Wt. 0.4 lbs.



Art. 663/2
Mtl 5/8" x 1/4"
W 4 5/16"
H 5 1/2"
Wt. 0.4 lbs.



Art. 696/3
Mtl 5/32" dia.
W 15 3/4"
H 16 15/16"
Wt. 6.6 lbs.

Shown: 140/I/3



Shown: 1331/2



FLOWERS AND ORNAMENTS





Art. CH001
Mtl 11/16"
W 2 1/4"
H 29 1/8"
Wt. 5.5 lbs.



Art. CH002
Mtl 11/16"
W 2 1/4"
H 25"
Wt. 6 lbs.




Art. CH003
Mtl 11/16"
W 2 1/4"
H 25"
Wt. 5.5 lbs.



Art. CH004
Mtl 11/16"
W 2 1/4"
H 29 1/8"
Wt. 5.25 lbs.




Art. CH005
Mtl 11/16"
W 2 1/4"
H 29 1/8"
Wt. 6.63 lbs.




Satin Black




Old World Copper



Warm Nickel



Oil Rubbed Gold



Japanese Brown



Statue Bronze



Art. CH006
Mtl 11/16"
W 2 1/4"
H 29 1/8"
Wt. 4.3 lbs.



Art. CH007
Mtl 11/16"
W 2 1/4"
H 28 3/8"
Wt. 5.5 lbs.



Art. CH008
Mtl 11/16"
W 2 1/4"
H 26 3/8"
Wt. 9.4 lbs.



Art. CH009
Mtl 11/16"
W 2 1/4"
H 26 1/2"
Wt. 6.86 lbs.



Art. CH010
Mtl 11/16"
W 2 1/4"
H 24 1/2"
Wt. 3.88 lbs.



Art. CH011
Mtl 11/16"
W 2 1/4"
H 27 3/4"
Wt. 5.5 lbs.



Art. CH012
Mtl 11/16"
W 2 1/4"
H 29"
Wt. 6.38 lbs.



Art. CH013
Mtl 11/16"
W 2 1/4"
H 18 3/8"
Wt. 5.38 lbs.



Art. CH014
Mtl 11/16"
W 2 1/4"
H 23 1/8"
Wt. 4.3 lbs.



Art. CH015
Mtl 11/16"
W 2 1/4"
H 19"
Wt. 2.56 lbs.



Art. CH016
Mtl 11/16"
W 2 1/4"
H 19 1/8"
Wt. 5.5 lbs.



Art. CH017
Mtl 11/16"
W 2 1/4"
H 20 1/2"
Wt. 4 lbs.



Art. CH018
Mtl 11/16"
W 2 1/4"
H 22 3/4"
Wt. 4.44 lbs.



Art. CH019
Mtl 11/16"
W 2 1/4"
H 27 3/4"
Wt. 5.5 lbs.



Art. CH020
Mtl 11/16"
W 2 1/4"
H 19 1/2"
Wt. 4.75 lbs.



Art. CH021
Mtl 11/16"
W 2 1/4"
H 17 1/2"
Wt. 3.5 lbs.



Shown: CH002 in Oil Rubbed Gold



Art. CH022
Mtl 11/16"
W 2 1/4"
H 20 1/2"
Wt. 4 lbs.



Art. CH023
Mtl 11/16"
W 2 1/4"
H 22 3/4"
Wt. 3.5 lbs.



Art. CH024
Mtl 11/16"
W 2 1/4"
H 17 1/4"
Wt. 4.19 lbs.



Art. CH025
Mtl 11/16"
W 2 1/4"
H 25"
Wt. 5 lbs.



Art. CH026
Mtl 11/16"
W 2 1/4"
H 25 1/8"
Wt. 5 lbs.



Art. CH027
Mtl 11/16"
W 2 1/4"
H 28 1/2"
Wt. 5.13 lbs.



Art. CH028 Mtl 11/16" W 2 1/4" H 25 1/2" Wt. 6.63 lbs.	Art. CH029 Mtl 11/16" W 2 1/4" H 24 3/8" Wt. 5 lbs.	Art. CH030 Mtl 11/16" W 2 1/4" H 26 1/2" Wt. 5 lbs.	Art. CH031 Mtl 11/16" W 2 1/4" H 25" Wt. 5.63 lbs.	Art. CH032 Mtl 11/16" W 2 1/4" H 26 1/2" Wt. 8.13 lbs.	Art. CH033 Mtl 11/16" W 2 1/4" H 24 1/2" Wt. 9.19 lbs.	Art. CH034 Mtl 11/16" W 2 1/4" H 26 1/2" Wt. 6.06 lbs.	Art. CH035 Mtl 11/16" W 2 1/4" H 28 1/2" Wt. 8.75 lbs.
---	--	--	---	---	---	---	---



Art. CH036 Mtl 11/16" W 2 1/4" H 25" Wt. 6.75 lbs.	Art. CH037 Mtl 11/16" W 2 1/4" H 27 3/4" Wt. 7.19 lbs.	Art. CH038 Mtl 11/16" W 2 1/4" H 26 1/2" Wt. 4.88 lbs.	Art. CH039 Mtl 11/16" W 2 1/4" H 23 1/8" Wt. 7.63 lbs.	Art. CH040 Mtl 11/16" W 2 1/4" H 27 3/4" Wt. 6.63 lbs.	Art. CH041 Mtl 11/16" W 2 1/4" H 25" Wt. 5 lbs.	Art. CH042 Mtl 11/16" W 2 1/4" H 27 5/8" Wt. 5.44 lbs.	Art. CH043 Mtl 11/16" W 2 1/4" H 24 3/8" Wt. 5.5 lbs.
---	---	---	---	---	--	---	--

ACCESSORIES



Art. CH044
Mtl 11/16"
W 2 1/4"
H 25"
Wt. 6.13 lbs.



Art. CH045
Mtl 11/16"
W 2 1/4"
H 25 1/2"
Wt. 5.5 lbs.



Art. CH046
Mtl 11/16"
W 2 1/4"
H 28 3/8"
Wt. 5 lbs.



Art. CH047
Mtl 11/16"
W 2 1/4"
H 28 3/8"
Wt. 5 lbs.



Art. CH048
Mtl 11/16"
W 2 1/4"
H 27 5/8"
Wt. 5.13 lbs.



Art. CH049
Mtl 11/16"
W 2 1/4"
H 26 3/8"
Wt. 5.06 lbs.



Art. CH050
Mtl 11/16"
W 2 1/4"
H 28 3/8"
Wt. 6 lbs.



Art. CH051
Mtl 11/16"
W 2 1/4"
H 19 1/8"
Wt. 3 lbs.



Art. CH052
Mtl 11/16"
W 2 1/4"
H 23 1/4"
Wt. 4.13 lbs.



Art. CH053
Mtl 11/16"
W 2 1/4"
H 23 1/8"
Wt. 3.88 lbs.



Art. CH056
Mtl 11/16"
W 2 1/4"
H 18 3/8"
Wt. 4.19 lbs.



Art. CH057
Mtl 11/16"
W 2 1/4"
H 19"
Wt. 4 lbs.



Art. CH058
Mtl 11/16"
W 2 1/4"
H 23 1/8"
Wt. 3.63 lbs.



Art. CH059
Mtl 11/16"
W 2 1/4"
H 18 3/8"
Wt. 3.13 lbs.



Art. CH060
Mtl 11/16"
W 2 1/4"
H 18 7/8"
Wt. 3.13 lbs.



Art. CH061
Mtl 11/16"
W 2 1/4"
H 19 1/2"
Wt. 3.19 lbs.



Art. CH054
Mtl 11/16"
W 2 1/4"
H 18 7/8"
Wt. 3.19 lbs.



Art. CH055
Mtl 11/16"
W 2 1/4"
H 19 1/2"
Wt. 3.94 lbs.



Art. CH062
Mtl 11/16"
W 2 1/4"
H 22 1/2"
Wt. 3.63 lbs.



Art. CH063
Mtl 11/16"
W 2 1/4"
H 19"
Wt. 6.13 lbs.



Art. CH064
Mtl 11/16"
W 2 1/4"
H 19 1/4"
Wt. 3.31 lbs.



Art. 839/1
 1 1/4" dia. (handle)
 H 11 13/16"
 Rosette - 3 11/32"
 Wt. 1.61 lbs.



Art. 168/1
 W 2 23/64"
 H 11 13/16"
 Wt. 2.42 lbs.



Art. 1474/2
 3 9/16" dia.
 bases
 H 13 3/8"
 Wt. 2.46 lbs.



Art. 839/3
 Mtl 11/16"
 W 3 1/8"
 H 18 7/8"
 Wt. 3.1 lbs.

Door Studs



two points
Art. 171/40
 Mtl 5/8"
 Wt. 0.3 lbs.
Art. 171/41
 Mtl 3/4"
 Wt. 0.3 lbs.
Art. 171/42
 Mtl 1" sq.
 Wt. 0.3 lbs.



one point
Art. 171/37
 Mtl 1/2"
 Wt. 0.3 lbs.
Art. 171/38
 Mtl 19/32"
 Wt. 0.3 lbs.
Art. 171/39
 Mtl 3/4"
 Wt. 0.3 lbs.



Art. 170/6
 W 2 3/8"
 H 12 7/32"
 Wt. 1.32 lbs.



Art. 1474/3
 W 1 19/32"
 H 12 13/32"
 Wt. 1.61 lbs.



Art. 1474/1
 W 2 3/16"
 H 10 5/8"
 Wt. 1.34 lbs.



Welded Greek Frieres



Art. 1813/1
(ex 9170/7)
Mtl 9/18" x 1/4"
29 3/4" x 6 1/8"
Wt. 6.2 lbs.

Art. 1813/2
(ex 9160/8)
Mtl 9 7/8" x 6 1/8"
Wt. 1.5 lbs.



GLASS
Art. 478/3
3 1/2" dia.
Wt. 0.4 lbs.



WOOD
Art. 745/1
3 7/8" dia.
Wt. 0.4 lbs.



BRASS
Art. 160/H/N
3 7/8" dia.
Wt. 0.4 lbs.

Not double faced

Brass, glass and wooden embellishments are suggested for inside use only.

Self Taping Screws



Art. 695/6
Mtl 1 3/16"
3 17/32" x 3/8"
Wt. 0.3 lbs.



Art. 695/7
Mtl 27/32"
2 15/16" x 5/16"
Wt. 0.1 lbs.



Art. 695/8
Mtl 5/8"
2 7/16" x 5/16"
Wt. 0.1 lbs.



Art. 695/9
Mtl 1 1/4"
3 17/32" x 5/8"
Wt. 0.4 lbs.



Art. 695/10
Mtl 15/16"
3 11/32" x 5/16"
Wt. 0.1 lbs.



Art. 695/11
Mtl 3/4"
2 7/16" x 5/16"
Wt. 0.1 lbs.

Rivets



Art. 695/12
Mtl 1/2"
2 15/16" x 7/32"
Wt. 0.03 lbs.



Art. 41/1
Mtl 5/16" x 1"
Wt. 0.03 lbs.
Art. 41/14
Mtl 5/16" x 5/16"
Wt. 0.02 lbs.
Art. 41/15
Mtl 5/16" x 3/4"
Wt. 0.03 lbs.
Art. 41/18
Mtl 1/4" x 1"
Wt. 0.2 lbs.
Art. 41/21
Mtl 1/4" x 19/16"
Wt. 0.02 lbs.



Art. 41/9
Mtl 5/16" x 1 9/16"
5/8"
Wt. 0.05 lbs.
Art. 41/10
Mtl 1/4" x 1 9/16"
1/2"
Wt. 0.02 lbs.



Art. 41/11
Mtl 5/16" x 1"
21/32"
Wt. 0.04 lbs.
Art. 41/12
Mtl 5/16" x 1 3/16"
21/32"
Wt. 0.04 lbs.

Handrail Support and Plates



CHAINS L 33'
Size refers to the inside width of the link

Art. 156/A/10
Mtl 3/16" sq.
W 19/32"
H 2 1/8"
Wt. 9.4 lbs.



Art. 94/A/1
Mtl 6 5/16" x 3 23/32"
Wt. 1.2 lbs.



Art. 94/A/2
Mtl 6 5/16" x 3 23/32"
Wt. 1.2 lbs.



Art. 116/33
Mtl 5 29/32" x 4 5/16"
5/8" sq.
Wt. 0.9 lbs.



Art. 116/34
Mtl 5 29/32" x 4 5/16"
5/8" sq.
Wt. 0.9 lbs.



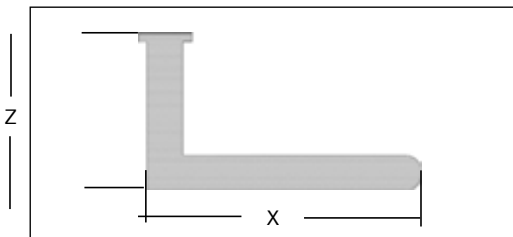
Art. 1405/1
Mtl 1" x 5/16"
1/2" - 1/2"
Wt. 0.7 lbs.



Art. 1405/2
Mtl 3 5/32"
1/2" - 1/2"
Wt. 0.9 lbs.



Art. 1405/3
Mtl 3 5/32"
5/8" dia.
Wt. 0.9 lbs.



Door handles (Galvanized and Painted)

ALL OF THESE ITEMS ARE SUPPLIED IN PAIR



Art. 1476/1
z = 3 15/16"
x = 5 1/16"
Wt. 1.3 lbs.



Art. 1476/2
z = 2 13/16"
x = 5 3/32"
Wt. 1.3 lbs.



Art. 1476/3
z = 2 23/32"
x = 4 7/8"
Wt. 1.5 lbs.



Art. 1476/4
z = 3 3/32"
x = 5 3/32"
Wt. 1.7 lbs.



Art. 1476/5
z = 3 1/16"
x = 5 5/16"
Wt. 1.7 lbs.



Art. 1476/6
z = 3 3/4"
x = 4 1/2"
Wt. 1.1 lbs.



Art. 1476/7
z = 2 7/8"
x = 5 7/32"
Wt. 1.6 lbs.



Art. 1476/8
z = 3 15/16"
x = 5 21/32"
Wt. 1.8 lbs.

Rosettes for handles

ALL OF THESE ITEMS ARE SUPPLIED IN PAIR

Rosettes for locks



Art. 1476/9
Wt. 0.3 lbs.



Art. 1476/11
Wt. 0.2 lbs.



Art. 1476/13
Wt. 0.2 lbs.



Art. 1476/10
Wt. 0.3 lbs.



Art. 1476/12
Wt. 0.2 lbs.



Art. 1476/14
Wt. 0.2 lbs.

Hinges, Pulls and Lockets

Pair & comes with Rosette



Art. 169/11
W 4 15/16"
H 2 3/4"
Wt. 0.6 lbs.



Art. 169/15
W 4 15/16"
H 1 9/16"
Wt. 0.6 lbs.



Art. 170/A/2
W 4 15/16"
H 2 5/8"
Wt. 0.1 lbs.



Art. 170/B/4
Mtl 9/16" dia.
W 2 1/16"
H 3 5/16"
Wt. 0.3 lbs.



Art. 170/B/5
W 5 3/8"
H 3 3/16"
Wt. 0.2 lbs.



Art. 170/A/3
W 2 1/8"
H 3 5/8"
Wt. 0.1 lbs.



Art. 170/A/5
W 1 11/16"
H 1 5/16"
Wt. 0.1 lbs.



Art. 170/A/7
W 1 7/8"
H 1 7/8"
Wt. 0.1 lbs.




Art. 170/5
2" dia.
Wt. .07 lbs.



Art. 181/10
Mtl 1 3/16" dia.
W 4 1/8"
H 11 1/4"
1 3/16" thick.
Wt. 4.6 lbs.

Art. 181/11
Mtl 1 3/16" dia.
W 4 1/8"
H 11 1/4"
1 3/16" thick.
Wt. 4.6 lbs.



Art. 181/12
W 4 1/8"
H 11 1/4"
Wt. 1.8 lbs.



Art. 181/13
Threaded
22 MA
H 9 1/16"
Wt. 4.1 lbs.



Art. 181/14
Threaded
17 MA
H 6 7/8"
Wt. 2.1 lbs.



Art. 181/15
Threaded for
Art. 181/11
Art. 181/12
Wt. 0.4 lbs.

HINGES CERTIFIED FOR HIGH CAPACITY



Art. 181/13
Threaded
22 MA
9 1/16" H
Wt. 4.1 lbs.



Art. 181/14
Threaded
18 MA
6 7/8" H
Wt. 2.1 lbs.



PIVOT

with HINGE
18MA
art. 164/7
to be coupled with
art. 164/9

with HINGE
22MA
art. 164/8
to be coupled with
art. 164/10



PLATE


with HINGE
18MA

Art. 164/9

with HINGE
22MA

Art. 164/10

CERTIFIED PRODUCTS
CERTIFICATION AN TESTED AVAILABLE AT
WWW.ARTEFERRO.COM



ACCESSORIES

Items #	Page	Items #	Page	Items #	Page	Items #	Page	Items #	Page
FORGINGS		41/18	187	64/A/1	103	80/A/10	5	94/C/6	10
11/12/T	89	41/21	187	64/A/2	103	80/A/11	5	94/C/11	51
11/38/T	89	42/4	146	64/A/3	102	80/A/12	5	94/C/12	51
11/1240	89	42/10	146	64/A/4	72	80/A/14	5	94/E/1	51
11/1242	89	42/24	146	64/B/2	102	80/A/15	5	94/E/2	51
11/1247	89	42/2/US	146	64/D/3	116	84/7	7	94/E/3	51
11/3440	89	42/9/US	146	64/D/4	117	86/5	3	94/E/4	51
11/3442	89	44/12	118	64/F/1	123	87/1	3	94/E/5	51
11/3447	89	46/6	118	64/F/2	93	87/5	3	94/E/6	51
11/3840	89	47/1	119	64/F/3	93	87/6	3	94/F/1	52
11/3842	89	47/9	116	64/F/4	93	88/C/2	32	94/F/2	52
11/3847	89	47/10	116	64/F/5	93	88/H/2	3	94/F/3	52
11/5840	89	47/11	116	64/F/7	93	88/H/3	3	94/F/4	52
11/5842	89	47/12	116	64/F/8	93	88/H/4	3	94/F/5	52
11/5847	89	48/1	87	64/F/9	93	88/H/5	3	94/F/6	52
11/12365	89	48/2	87	64/G/2	93	88/H/6	3	96/1	74
11/34240	89	48/3	87	64/G/3	10	89/2	13	96/2	74
11/34365	89	48/4	87	64/G/4	10	89/4	166	98/1	80
11/38365	89	48/A/13	88	64/G/5	10	90/1	5	99/1	80
11/58240	89	48/A/16	88	64/G/6	10	92/B/3	9	99/2	80
11/58365	89	49/3	103	64/H/2	117	92/B/4	9	101/2	85
17/1	20	49/4	73	64/H/4	117	92/C/4	8	102/3	73
17/2	20	50/5	91	64/H/6	117	92/C/5	8	103/1	74
19/3	16	50/6	91	64/H/8	117	93/1	9	103/2	63
23/1	20	50/7	91	64/H/10	71	93/3	9	104/3	74
23/2	20	50/8	91	64/I/1	124	93/4	9	104/4	74
24/1	21	51/1	72	64/I/2	91	94/1	5	105/1	80
24/2	19	51/3	63	64/I/3	91	94/3	9	105/2	80
24/3	20	52/1	47	64/I/4	91	94/A/1	188	105/3	80
24/B/1	21	52/2	101	64/I/5	91	94/A/2	188	105/4	80
24/F/2	8	52/A/3	101	64/L/3	91	94/A/3	170	105/3/L	86
26/C/1	20	52/A/4	68	64/L/4	91	94/A/4	170	105/4/L	86
33/1	16	52/A/5	68	64/L/3/L	109	94/A/5	170	106/1	74
33/2	16	52/E/2	68	64/L/4/L	109	94/A/6	170	108/A/1	84
33/3	16	52/E/3	68	65/8	89	94/A/6/S	170	108/A/2	84
35/1	28	52/E/5	47	65/840	89	94/A/6/S1	170	109/3	80
35/2	28	52/F/1	68	65/842	89	94/B/3	176	110/3	84
36/1	28	52/H/3	22	65/847	89	94/B/4	176	110/4	84
36/2	28	53/1	102	70/D/1	90	94/B/5	179	110/5	84
37/1	29	53/3	89	70/D/5	117	94/B/6	179	110/6	85
37/2	29	53/340	89	73/1	13	94/B/9	176	111/2	83
37/3	29	53/342	89	73/2	13	94/B/10	176	111/3	127
41/1	187	53/347	89	73/3	13	94/B/11	176	112/3	127
41/9	187	57/2	72	75/32	5	94/B/12	176	112/5	127
41/10	187	58/1	63	75/33	5	94/C/1	10	112/6	127
41/11	187	60/1	72	78/B/4	7	94/C/2	10	112/7	127
41/12	187	60/3	102	80/A/1	5	94/C/3	10	112/8	127
41/14	187	62/1	63	80/A/3	5	94/C/4	10	112/9	127
41/15	187	63/3	42	80/A/9	5	94/C/5	10	112/10	127

INDEX

Items #	Page	Items #	Page	Items #	Page	Items #	Page	Items #	Page
112/11	127	116/15	136	117/3	158	123/7	166	128/19	152
112/B/9	122	116/16	136	117/4	158	124/1	164	128/21	152
113/1	122	116/25	137	117/5	158	124/2	164	128/22	152
113/2	122	116/26	137	117/6	158	124/3	166	128/23	152
113/3	122	116/29	137	117/7	158	124/4	166	128/28	152
113/4	122	116/31	137	117/8	158	124/5	166	128/29	170
113/5	124	116/32	137	117/9	158	124/6	166	128/30	170
113/6	124	116/33	188	118/1	139	124/7	166	128/31	170
113/7	124	116/34	188	118/2	139	124/8	166	128/32	170
113/8	124	116/35	175	118/3	139	124/9	164	128/33	170
113/9	170	116/A/1	175	118/5	139	125/1	164	128/34	170
113/10	170	116/A/2	175	118/6	139	125/2	164	128/35	170
113/11	158	116/A/3	175	118/29	131	125/4	166	128/C/7	155
113/12	158	116/A/4	175	118/A/1	139	126/1	164	129/1	168
114/1	131	116/A/5	175	118/A/2	139	126/3	175	129/2	168
114/2	131	116/A/8	137	118/A/3	139	126/6	165	129/3	168
114/4	131	116/A/9	137	118/A/5	139	126/13	165	129/4	168
114/5	131	116/A/12	137	118/A/18	138	126/14	165	129/5	168
114/8	131	116/A/14	137	118/A/19	138	126/15	164	129/6	168
114/9	131	116/A/15	137	118/E/1	140	126/16	164	129/7	168
114/11	131	116/A/20	158	118/E/2	140	126/18	163	129/8	168
114/12	131	116/A/21	158	118/E/3	140	126/19	165	129/9	168
114/A/1	131	116/A/22	158	118/E/4	140	126/20	165	129/10	168
114/A/2	131	116/D/1	149	118/E/5	140	126/A/1	164	129/11	168
114/A/3	131	116/D/2	149	118/E/6	140	126/B/1	165	129/12	168
114/B/1	136	116/E/1	148	118/E/7	140	126/B/2	165	134/2	71
114/B/2	136	116/E/2	148	118/E/8	140	126/B/3	165	134/3	71
114/B/3	130	116/E/3	148	118/E/9	140	126/B/4	166	134/4	71
114/B/4	136	116/E/4	148	118/E/10	140	126/B/5	165	134/E/3	71
114/B/5	136	116/E/6	148	118/H/1	90	126/B/6	165	134/E/5	71
114/B/8	136	116/F/1	158	118/H/2	90	126/B/7	165	134/F/1	71
114/B/10	136	116/F/2	158	118-H25	89	126/B/8	165	134/F/2	71
114/B/11	136	116/F/3	158	119/1	140	126/B/9	166	134/G/1	71
114/B/13	135	116/F/4	158	119/2	140	126/C/7	165	134/G/2	71
114/B/14	135	116/F/5	158	119/3	140	126/E/1	166	134/G/3	71
114/B/15	135	116/F/6	158	120/1	163	127/3	153	134/G/4	71
115/1	135	116/F/7	158	120/2	163	128/1	155	136/1	177
115/2	135	116/F/8	158	120/3	163	128/2	155	136/2	177
115/3	135	116/F/9	158	121/4	163	128/4	152	136/3	177
115/4	135	116/F/10	158	121/5	163	128/6	152	136/4	177
115/5	135	116/F/11	158	121/6	163	128/7	152	136/5	175
116/1	136	116/F/12	158	121/7	163	128/8	152	136/6	175
116/2	136	116/F/13	158	121/8	163	128/9	152	136/7	175
116/5	136	116/F/14	158	121/9	163	128/10	152	136/8	175
116/7	136	116/F/15	158	122/A/1	164	128/12	152	136/9	175
116/8	136	116/F/16	158	123/1	158	128/13	152	136/10	177
116/9	136	117/1	158	123/3	165	128/15	152	136/11	177
116/10	136	117/1/L	158	123/5	164	128/17	152	136/12	177
116/13	136	117/2	158	123/6	165	128/18	152	136/13	177

Items #	Page	Items #	Page	Items #	Page	Items #	Page	Items #	Page
137/7	175	154/B/2	152	160/L/3	154	476/2	64	523/1	87
137/8	175	154/B/3	155	164/7	190	478/1	64	523/3	87
137/9	175	155/1	152	164/8	190	478/2	64	523/4	75
137/10	175	155/2	152	164/9	190	478/3	64	525/1	107
138/1	175	155/3	152	164/10	190	479/1	64	527/2	107
138/2	175	155/4	152	167/4	171	479/2	64	527/3	107
138/3	174	155/6	152	167/5	171	480/1	25	530/4	106
138/4	174	156/3	159	167/8	171	485/1	42	531/1	106
138/7	175	156/6	159	168/1	186	486/1	103	533/4	106
138/10	174	156/A/1	158	169/11	189	487/1	103	533/8	158
138/11	174	156/A/3	158	169/15	189	488/1	103	537/1	105
138/12	174	156/A/4	158	170/5	189	489/1	76	537/2	105
138/13	174	156/A/5	158	170/6	186	489/2	76	537/3	105
138/15	175	156/A/6	159	170/A/2	189	490/1	76	537/4	105
138/16	175	156/A/10	188	170/A/3	189	490/2	76	537/5	105
139/1	175	157/1	158	170/A/5	189	491/7	159	537/6	105
139/2	175	157/2	158	170/A/7	189	491/8	158	537/7	105
139/3	175	157/3	158	170/B/4	189	491/9	159	537/8	105
139/4	175	157/16	159	170/B/5	189	491/8/D/89	158	537/9	105
139/5	175	158/1	140	171/37	186	491/8/D/127	158	540/1	32
139/6	175	158/3	140	171/38	186	491/8/D/133	158	540/2	63
140/1	175	158/6	140	171/39	186	491/8/D/140	158	541/1	48
140/2	175	158/15	140	171/40	186	494/1	73	541/2	48
140/3	175	158/16	140	171/41	186	494/2	73	560/2	94
140/4	175	158/20	140	171/42	186	496/2	73	560/3	94
140/5	175	158/23	140	181/6	170	496/C/1	73	561/6	93
140/6	175	158/26	140	181/10	189	496/C/2	73	562/2	93
140/7	175	158/27	140	181/11	189	497/1	83	562/2/L	108
140/8	175	158/30	140	181/12	189	497/2	83	576/2	94
140/H/1	176	158/B/1	154	181/13	189	499/1	81	576/4	94
140/H/2	176	158/B/6	154	181/14	189	499/2	81	577/1	94
140/H/3	176	158/B/7	154	181/15	189	500/1	84	577/2	94
140/H/4	176	158/B/8	154	446/4	21	500/2	84	577/3	94
140/I/3	178	159/1	154	451/1	21	500/2/L	86	578/15	116
144/3	104	159/3	154	460/1	22	501/1	75	584/6	69
145/3	124	159/4	154	462/1	88	501/2	84	584/7	69
146/1	104	159/5	154	462/2	88	502/1	85	583/3	29
146/4	104	159/6	154	462/3	88	503/1	85	597/3	90
148/1	104	159/7	154	462/4	88	504/1	95	597/3/L	110
148/2	104	160/17	107	464/1	45	504/2	82	598/9	138
149/1	104	160/43	170	464/2	45	504/3	82	598/11	138
149/2	74	160/44	170	464/3	45	505/3	82	598/13	138
154/2	152	160/45	170	464/4	45	505/4	82	598/16	138
154/A/1	152	160/46	170	469/1	103	508/2	80	599/1	138
154/A/2	152	160/B/6	152	471/1	72	508/3	83	599/2	138
154/A/3	155	160/B/7	152	474/1	64	508/4	83	599/3	138
154/A/5	152	160/H/N	64	475/1	64	511/1	63	599/4	138
154/A/6	152	160/L/1	154	475/2	64	518/1	87	599/5	138
154/B/1	152	160/L/2	154	476/1	64	521/1	75	599/6	138

INDEX

Items #	Page	Items #	Page	Items #	Page	Items #	Page	Items #	Page
599/7	138	625/8	139	662/5	171	691/2	176	724/1	163
599/8	138	625/9	139	662/6	171	691/3	176	725/1	166
600/1	138	625/10	139	663/1	179	691/4	176	725/2	166
600/2	138	626/1	140	663/2	179	691/5	176	725/3	166
600/3	138	626/3	140	663/3	179	691/6	176	725/4	166
600/4	138	626/4	140	663/4	179	691/7	176	725/5	166
600/6	138	626/5	140	663/5	179	692/1	176	726/3	163
600/7	138	626/6	140	663/6	179	692/2	176	727/1	165
600/9	138	626/7	140	663/7	179	692/3	176	727/2	165
604/4	176	626/8	140	663/8	179	692/4	176	727/3	165
604/6	98	626/9	140	664/1	175	692/6	176	727/4	165
604/7	98	626/11	140	664/2	171	692/8	176	727/5	165
604/8	98	626/12	140	664/3	171	692/9	176	727/6	165
604/11	175	626/13	140	664/4	171	692/10	176	727/7	165
604/12	175	626/14	140	664/5	179	694/12	176	727/8	165
605/1	146	626/15	140	664/6	171	694/13	176	727/9	165
605/2	146	626/16	140	664/7	171	695/1	179	727/10	165
605/3	146	626/17	140	664/8	171	695/2	179	727/11	165
605/4	146	626/19	140	664/9	171	695/3	179	731/5	162
606/1	146	630/1	11	673/1	176	695/4	179	732/1	162
606/2	146	630/3	11	673/2	176	695/5	179	732/2	162
606/3	146	630/4	11	673/3	176	695/6	187	733/3	162
606/4	146	630/5	11	679/1	25	695/7	187	733/4	162
607/1	146	630/6	11	679/2	24	695/8	187	734/2	162
607/2	146	634/8	7	679/3	25	695/9	187	734/3	162
608/6	144	635/1	13	681/1	49	695/10	187	735/1	162
609/3	144	635/2	13	681/2	49	695/11	187	735/2	162
614/4	141	635/3	14	681/3	49	695/12	187	735/3	162
614/5	141	635/4	14	681/4	49	696/1	149	736/1	162
614/6	141	639/5	124	681/5	50	696/2	179	736/2	162
615/1	113	650/1	6	681/6	50	696/3	179	736/3	162
615/2	113	650/2	6	681/7	50	697/3	175	745/1	64
615/3	113	650/3	6	681/8	50	697/4	175	746/1	153
615/4	113	650/4	6	682/1	50	702/1	174	746/2	153
617/1	113	651/1	6	682/2	50	702/2	174	746/3	153
617/2	113	651/2	6	682/10	50	702/3	174	746/4	153
617/3	113	651/3	6	682/11	50	715/1	53	746/5	153
617/4	113	651/4	6	684/6	159	715/2	53	746/6	153
617/5	113	658/1	8	685/3	49	718/1	26	747/3	153
617/6	113	658/2	8	685/4	49	719/1	24	747/4	155
617/7	113	658/4	8	685/5	49	719/2	25	747/6	155
623/5	138	661/1	179	685/6	49	720/1	24	747/8	155
623/6	138	661/2	179	687/3	50	720/2	25	747/9	155
623/7	138	661/3	179	687/6	50	722/1	168	747/10	155
623/8	138	661/4	179	689/7	176	722/2	168	747/11	155
623/9	138	662/1	171	689/8	176	722/3	168	747/12	155
625/3	139	662/2	171	689/9	176	722/4	168	747/13	155
625/5	139	662/3	179	689/10	176	722/5	168	747/14	155
625/7	139	662/4	179	691/1	176	722/6	168	747/15	155

Items #	Page	Items #	Page	Items #	Page	Items #	Page	Items #	Page
747/16	155	819/6	170	1046/7	4	1118/4	65	1156/10	110
747/17	155	819/8	170	1046/7/S	4	1120/1	65	1156/11	110
755/2	78	819/2/S	170	1046/7/S2	4	1127/4	69	1156/12	110
755/3	78	839/1	186	1049/1	101	1127/5	69	1156/13	110
755/4	78	839/3	186	1050/2	63	1131/1	72	1156/14	110
755/5	90	1009/1	19	1050/3	63	1131/3	113	1156/15	110
755/6	90	1009/2	19	1050/4	32	1132/9	90	1156/16	110
756/2	174	1010/1	19	1051/1	101	1135/1	94	1156/17	110
756/4	174	1010/2	19	1051/2	101	1135/2	94	1156/18	110
756/12	174	1010/3	23	1051/3	101	1135/3	94	1157/1	108
756/13	174	1011/1	21	1051/4	48	1135/4	94	1157/2	108
756/14	174	1011/2	21	1051/5	48	1136/1	95	1157/3	108
797/1	126	1011/3	21	1053/1	114	1136/2	95	1157/4	108
797/2	126	1012/1	22	1054/4	114	1136/7	95	1157/5	108
797/7	126	1012/2	22	1054/5	114	1136/8	95	1157/8	108
798/2	126	1013/1	23	1054/6	114	1136/9	95	1158/1	108
799/1	126	1013/2	23	1055/2	113	1136/10	95	1158/2	108
799/3	127	1014/2	21	1068/1	113	1141/1	114	1158/3	109
801/4	122	1017/3	22	1068/2	113	1141/2	114	1158/4	109
801/5	123	1017/4	22	1068/3	113	1142/1	65	1158/9	109
801/6	126	1019/2	19	1068/4	113	1142/2/S	65	1158/10	109
802/1	125	1028/1	22	1073/1	114	1143/1	12	1158/12	108
802/2	125	1028/2	22	1073/2	114	1143/2	12	1158/13	108
806/6	124	1038/1	38	1073/3	114	1144/1	12	1158/14	108
807/1	127	1038/2	38	1074/1	114	1144/2	12	1158/15	108
810/A/20/T	132	1038/3	5	1074/2	114	1144/3	12	1158/16	108
810/B/5/T	133	1039/1	38	1075/1	114	1144/4	12	1158/17	108
810/B/6/T	133	1039/2	5	1075/2	114	1144/5	12	1159/1	86
810/B/7/T	133	1039/3	5	1084/1	70	1144/6	12	1159/2	86
810/B/8	131	1043/1	37	1084/2	70	1145/3	12	1159/3	75
810/B/8/T	133	1043/2	37	1089/1	97	1149/1	88	1159/4	75
810/B/16/T	132	1046/1	37	1089/2	97	1149/2	88	1159/5	86
810/B/17/T	132	1046/1/S	4	1089/3	114	1149/3	88	1159/6	86
810/B/18/T	132	1046/1/S1	4	1089/4	114	1149/4	88	1159/7	86
810/B/20/T	134	1046/2	37	1090/1	97	1149/5	88	1159/8	86
811/2	131	1046/2/S	4	1090/2	97	1149/6	88	1159/9	109
811/8	130	1046/2/S1	4	1090/3	97	1149/7	122	1159/10	109
811/6/T	134	1046/3	4	1090/4	97	1149/8	122	1159/11	108
811/7/T	134	1046/3/S	4	1091/1	97	1150/3	88	1159/12	108
811/8/T	134	1046/3/S1	4	1091/2	97	1150/4	88	1160/1	110
811/7(MCR)	130	1046/4	4	1097/1	65	1156/1	109	1160/2	110
811/6/58(MCR112)	130	1046/4/S	4	1097/3	65	1156/2	109	1160/4	110
812/12	135	1046/4/S1	4	1111/1	65	1156/3	109	1160/6	109
812/13	135	1046/5	4	1111/2	65	1156/4	109	1163/3	154
812/14	135	1046/5/S	4	1115/1	65	1156/5	109	1163/4	154
812/12/T	136	1046/5/S8	4	1115/2	65	1156/6	109	1163/12	154
812/13/T	136	1046/6	4	1118/1	65	1156/7	109	1166/1	92
812/15/T	136	1046/6/S3	4	1118/2	65	1156/8	109	1166/2	92
819/1	170	1046/6/S5	4	1118/3	65	1156/9	109	1166/3	92

INDEX

Items #	Page	Items #	Page	Items #	Page	Items #	Page	Items #	Page
1166/4	92	1229/8	107	1318/9	159	1382/9	167	1393/22	155
1167/1	92	1231/1	107	1329/1	178	1382/10	167	1393/23	155
1167/2	92	1231/2	107	1329/6	178	1382/11	167	1393/24	155
1167/3	92	1231/3	107	1331/2	178	1382/12	167	1393/25	153
1167/4	92	1231/4	107	1331/4	178	1382/13	167	1404/1	170
1170/1	98	1234/3	107	1361/1	146	1382/14	167	1404/2	170
1171/1	98	1259/1	167	1361/2	146	1382/15	167	1404/3	170
1171/2	98	1259/2	167	1361/3	146	1382/16	167	1404/4	170
1177/5	69	1259/3	167	1361/4	146	1382/17	167	1405/1	188
1177/6	69	1259/4	167	1370/13	139	1382/18	167	1405/2	188
1179/3	90	1259/5	167	1373/4	131	1382/19	167	1405/3	188
1179/4	90	1259/6	167	1374/15	140	1382/20	167	1406/3	174
1184/1	87	1259/7	167	1374/16	140	1382/21	167	1406/7	174
1184/2	87	1259/8	167	1374/17	140	1382/22	167	1406/9	174
1184/3	85	1259/13	167	1374/18	140	1385/4	168	1408/1	170
1184/4	82	1259/14	167	1374/19	140	1385/5	168	1408/2	170
1184/5	82	1259/15	167	1374/20	140	1385/6	168	1408/5	170
1184/6	85	1259/16	167	1377/12	135	1385/7	168	1408/6	170
1185/1	84	1259/19	167	1377/25	135	1385/8	168	1463/14	177
1185/2	84	1259/20	167	1377/38	135	1385/9	168	1463/15	177
1185/3	85	1281/1	149	1377/40	135	1385/10	168	1463/16	177
1185/4	85	1281/2	149	1377/41	135	1385/11	168	1463/17	177
1185/5	85	1281/3	149	1377/1/T	136	1385/12	168	1474/1	186
1187/1	77	1281/4	149	1377/2/T	136	1385/13	168	1474/2	186
1187/2	77	1281/11	149	1377/3/T	136	1385/14	168	1474/3	186
1187/4	77	1295/1	14	1377/4/T	136	1385/15	168	1476/1	188
1187/5	77	1295/2	14	1377/5/T	136	1386/1	168	1476/2	188
1192/1	85	1295/3	14	1377/7/T	136	1386/2	168	1476/3	188
1192/2	85	1295/4	14	1377/8/T	136	1386/3	168	1476/4	188
1192/5	76	1295/5	14	1377/9/T	136	1386/4	168	1476/5	188
1192/6	76	1295/6	14	1377/14/T	136	1386/5	168	1476/6	188
1203/1	122	1295/7	14	1377/15/T	136	1386/6	168	1476/7	188
1203/2	122	1296/12	14	1377/16/T	136	1386/7	168	1476/8	188
1206/1	125	1296/13	14	1377/17/T	136	1386/8	168	1476/9	189
1207/1	125	1299/5	159	1377/18/T	136	1386/9	168	1476/10	189
1207/2	125	1299/6	159	1377/20/T	136	1386/10	168	1476/11	189
1207/3	125	1309/1	116	1377/21/T	136	1386/11	168	1476/12	189
1207/4	125	1309/2	116	1377/22/T	136	1386/12	168	1476/13	189
1215/1	86	1309/3	116	1377/40/T	136	1386/13	168	1476/14	189
1215/2	86	1309/4	116	1377/41/T	136	1391/5	153	1491/1	153
1215/3	86	1309/5	116	1377/42/T	136	1391/7	153	1491/2	153
1215/4	86	1310/1	32	1382/1	167	1391/9	153	1491/3	153
1229/1	106	1317/1	158	1382/2	167	1391/12	153	1491/4	153
1229/2	106	1317/2	158	1382/3	167	1391/14	153	1491/5	153
1229/3	106	1317/3	159	1382/4	167	1391/16	153	1641/1	20
1229/4	106	1317/8	158	1382/5	167	1393/7	175	1652/1	23
1229/5	106	1317/18	158	1382/6	167	1393/8	174	1652/5	23
1229/6	106	1317/19	158	1382/7	167	1393/19	153	1653/1	23
1229/7	107	1317/20	158	1382/8	167	1393/21	155	1653/2	23

Items #	Page	Items #	Page	Items #	Page	Items #	Page	Items #	Page
1657/1	22	1710/8	111	1765/16	168	1802/91	158	1822/21	137
1657/4	22	1710/10	112	1765/26	168	1802/92	158	1825/9	137
1658/1	23	1710/12	112	1765/31	168	1802/93	158	1825/10	137
1659/1	23	1710/14	112	1765/41	168	1802/99	158	1825/11	137
1665/16	16	1710/16	112	1765/46	168	1802/100	158	1825/12	137
1665/18	17	1710/18	112	1770/1	81	1802/101	158	1825/13	137
1667/2	18	1710/20	112	1770/2	81	1802/102	158	1825/14	137
1667/3	18	1710/22	112	1770/3	81	1802/108	158	1825/15	137
1668/2	26	1710/24	112	1770/4	81	1802/109	158	1825/16	137
1670/1	47	1713/2	112	1770/5	83	1802/110	158	1825/17	137
1670/2	42	1713/4	112	1770/6	83	1802/111	158	1825/18	137
1671/1	48	1713/6	112	1770/7	83	1806/13	141	1834/1	141
1671/2	48	1713/8	112	1770/8	81	1806/27	141	1834/2	141
1671/3	47	1713/10	112	1770/14	73	1807/1	141	1834/3	141
1671/6	42	1713/12	112	1770/16	73	1807/13	141	1834/4	141
1682/1	65	1716/14	112	1775/13	124	1813/1	187	1834/5	141
1682/2	65	1716/16	112	1775/14	124	1813/2	187	1837/6	141
1685/1	65	1716/18	112	1775/15	126	1817/4	135	1853/1	144
1685/2	65	1716/20	112	1777/1	123	1817/7	135	1853/51	144
1685/3	100	1716/22	112	1777/4	123	1818/5	136	1853/54	144
1699/3	100	1716/24	112	1777/5	123	1818/6	136	1853/105	144
1699/9	100	1724/13	89	1777/6	123	1818/15	136	1853/108	144
1701/2	110	1724/14	89	1779/14	119	1818/16	136	1853/159	144
1701/4	110	1724/27	89	1780/10	119	1819/10	135	1853/162	144
1701/6	111	1724/28	89	1780/12	119	1819/11	135	1853/177	144
1701/8	111	1724/51	89	1780/14	119	1820/1	136	1853/180	144
1701/10	111	1724/52	89	1780/16	119	1820/2	136	1854/1	155
1701/12	111	1725/1	89	1782/1	117	1820/3	136	1854/2	155
1701/14	119	1725/2	89	1782/7	117	1820/4	136	1854/3	155
1701/15	123	1729/2	113	1782/8	117	1820/5	136	CH001	182
1702/2	111	1729/4	113	1782/9	117	1820/6	136	CH002	182
1702/4	111	1729/6	113	1783/3	117	1820/7	136	CH003	182
1702/6	111	1729/8	113	1783/4	116	1820/8	136	CH004	182
1702/8	111	1729/10	113	1783/5	117	1820/9	136	CH005	182
1702/10	111	1729/12	113	1783/6	116	1820/10	136	CH006	182
1702/12	111	1730/2	112	1785/4	118	1820/11	136	CH007	182
1702/14	119	1730/4	112	1789/1	118	1822/1	137	CH008	182
1702/15	123	1730/6	112	1789/2	118	1822/2	137	CH009	182
1705/2	111	1730/8	112	1789/3	118	1822/6	137	CH010	182
1705/4	111	1733/10	111	1789/4	118	1822/7	137	CH011	182
1705/6	111	1733/12	111	1789/5	118	1822/8	137	CH012	182
1705/8	111	1733/13	111	1791/1	118	1822/9	137	CH013	182
1705/10	111	1733/15	111	1793/1	107	1822/10	137	CH014	183
1705/12	111	1749/2	96	1793/2	107	1822/12	137	CH015	183
1705/14	119	1749/4	96	1793/3	107	1822/13	137	CH016	183
1705/15	123	1749/6	96	1793/4	107	1822/17	137	CH017	183
1710/2	111	1749/8	96	1794/9	140	1822/18	137	CH018	183
1710/4	111	1753/6	69	1802/84	158	1822/19	137	CH019	183
1710/6	111	1765/11	168	1802/85	158	1822/20	137	CH020	183

Items #	Page	Items #	Page	Items #	Page	Items #	Page	Items #	Page
CH021	183	H1120434PBC	145	GONZATO DESIGN		GD0050	7	GD228/2	100
CH022	183	H1120512PBC	145	GD001	61	GD0051	7	GD23/1	99
CH023	183	H1120534PBC	145	GD0010	57	GD006	60	GD243/2	70
CH024	183	H1120612PBC	145	GD0011	57	GD007	60	GD245/1	41
CH025	183	H1120634PBC	145	GD0012	59	GD008	57	GD245/2	41
CH026	183	H2118434PBC	145	GD0013	57	GD009	57	GD25/1	99
CH027	183	H2118534PBC	145	GD0014	57	GD106/1	89	GD251/3	77
CH028	184	H2118634PBC	145	GD0015	58	GD106/2	89	GD251/4	77
CH029	184	MCRMTH1420	130	GD0016	58	GD106/3	89	GD253/1	55
CH030	184	NEW0009	17	GD0017	58	GD106/4	89	GD255/1	55
CH031	184	NEW0010	17	GD0018	58	GD106/5	89	GD268/1	17
CH032	184	NEW0016	17	GD0019	60	GD106/6	89	GD271/1	148
CH033	184	PC26/1 (RAW)	79	GD002	61	GD106/7	89	GD286/1	32
CH034	184	PC33/1 (RAW)	79	GD0020	59	GD106/8	89	GD289/1	33
CH035	184	PC33/2 (RAW)	93	GD0021/Q16	116	GD106/9	89	GD291/1	34
CH036	184	PC47/1 (RAW)	79	GD0021/Q20	116	GD150/2	39	GD291/2	36
CH037	184	PC48/1 (RAW)	79	GD0022/DX	11	GD150/3	39	GD294/2	33
CH038	184	PC52/1 (RAW)	79	GD0022/SX	11	GD151/1	39	GD299/1	36
CH039	184	PC52/2 (RAW)	79	GD0023/DX	11	GD151/2	18	GD300/2	34
CH040	184			GD0023/SX	11	GD156/1	100	GD301/1	36
CH041	184			GD0024	11	GD156/2	100	GD302/3	35
CH042	184			GD0025	11	GD158/1	100	GD303/3	35
CH043	184			GD0026	11	GD158/2	100	GD39/1	46
CH044	185			GD0027	11	GD159/1	55	GD39/2	46
CH045	185			GD0028	11	GD159/2	55	GD39/3	46
CH046	185			GD0029	126	GD163/1	55	GD41/1	100
CH047	185			GD003	59	GD163/2	55	GD41/2	46
CH048	185			GD0030	152	GD164/1	56	GD58/1	54
CH049	185			GD0031	152	GD164/2	56	GD61/1	54
CH050	185			GD0032	11	GD175/2	70	GD76/1	39
CH051	185			GD0033	11	GD175/5	70	GD76/2	39
CH052	185			GD0034	11	GD175/7	41	GD99/1	41
CH053	185			GD0035	11	GD176/1	99		
CH054	185			GD0036	44	GD176/3	99		
CH055	185			GD0037	44	GD181/1	32		
CH056	185			GD0038	44	GD181/2	32		
CH057	185			GD0039	42	GD181/3	32		
CH058	185			GD004	61	GD183/1	40		
CH059	185			GD0040	42	GD184/1	40		
CH060	185			GD0041	43	GD184/2	40		
CH061	185			GD0042	43	GD192/3	99		
CH062	185			GD0043	43	GD193/1	99		
CH063	185			GD0044	44	GD20/1	68		
CH064	185			GD0045	37	GD20/2	68		
H100412PBC	145			GD0046	37	GD20/6	68		
H1004PBC	145			GD0047	44	GD20/7	68		
H1005PBC	145			GD0048	6	GD212/1	54		
H1006PBC	145			GD0049	6	GD222/2	56		
H1120412PBC	145			GD005	61	GD223/1	56		

NOTES

ITALY

Ind.i.a. spa Industria Italiana Arteferro
Via Vicenza 6/14
Malo (VI) ITALY
Tel. (+39) 0445 580 580
Fax (+39) 0445 580 874
e-mail: india@arteferro.com
www.arteferro.com

ITALIA

Arteferro Sud
Via Piano Alvanella 83024
Monteforte Irpino (AV)
Tel. (+39) 0825 68 00 81
Fax (+39) 0825 68 34 98
e-mail: info@arteferrosud.it
www.arteferrosud.it

DEUTSCHLAND

Triebenbacher Betriebsgesellschaft mbH
Rüdesheimer Str. 5 80686 München
Tel.: (+49) (0) 89 570 928 - 0
Fax (+49) (0) 89 570928-77
(gebührenfrei) 0800 / 1 003 995
E-mail: info@triebenbacher.de
www.triebenbacher.de

FRANCE

Ind.i.a. France
Z.A.E. La Baume RN 113
34290 Servian France
Tel. (+33)(0) 4.67.39.42.81
Fax (+33)(0) 4.67.39.20.90
e-mail: france.india@wanadoo.fr
www.franceindia.com

HRVATSKA

Arteferro Dohomont
Sirkovisce bb 40324 Gorican - Hrvatska
Tel. (+385)(0)40 602-222
Fax (+385)(0) 40 602-230
www.arteferro-dohomont.hr
e-mail: info@arteferro-dohomont.hr

NIGERIA

Arteferro Botnic
Block C/5 Lagos State small scale
Industrial Estate,
Fatai Atere Way, Matori, Lagos
Tel. 00234 1 891 4155 - 00234 1 2799 093-4
www.arteferrobotnic.com
e-mail: info@arteferrobotnic.com

POLSKA

Ind.i.a Poland
ul. Gierdziejewskiego 7 02-495
Warszawa POLAND
Tel +48 (22) 397-79-40
Fax +48 (22) 397-21-55
www.indiapoland.com
info@indiapoland.com

CHILE

Arteferro Chile
Los arrayanes 250
Comuna De Colina,
Santiago De Chile
Tel./Fax (+56) 2 738 7419
www.arteferrochile.cl

ESPAÑA

Ind.i.a. España
28500 Arganda Del Rey (Madrid) - España
C/.Abedul, 43 - Poligono "El Guijar"
Tel. (+34)(91)8701897 - 8700819
Fax (+34)(91)8700820
e-mail: info@arteferro.es
www.arteferro.es

ROMÂNIA

Arteferro Romania
Targoviste - Romania Soseaua
Gaesti, (sat Colanu) Judetul Dambovit
Tel. (004) 0751060204, (004) 0745395590
Fax (004) 0745731210
www.arteferro.ro
e-mail: info@arteferro.ro

РОССИЯ

Arteferro Russia
603092 Nizhny Novgorod (Russia)
Moskovskoje Shosse, 320 B
Tel. (+7) (831) 296-19-99
Fax (+7) (831) 279-28-63
www.arteferro.ru
e-mail: info@arteferrorussia.com

УКРАЇНИ

Arteferro Ukraine
5, Avtoparkova, 02660 Kiev - Ukraine
Tel. (+38) (044) 4920331
Mobile (+38) (050) 4529704
Fax (+38) (044) 4920332
www.arteferroukraine.com.ua
e-mail: office@arteferroukraine.com

SVERIGE

Arteferroinox AB
Göteborgsvägen 142 Box 12
445 37 BOHUS
Tel. +46 (0) 31-352 68 00
Fax: +46 (0) 31-352 68 49
info@arteferroinox.se
www.arteferroinox.se

MÉXICO

Arteferro Monterrey
Carretera Monterrey Laredo Km. 23.6, Bodega # 11
Cianega de Flores, Nuevo Leon
Tel. (+81) 1295-5094 / 1295-5095
Fax: (81) 1295-5097
e-mail: ventasarteferrromty@hotmail.com

BRASIL

Ind.i.a. Brasil
Rua Padre Feijó, 480 CEP 95190-000
São Marcos / Rs Brasil
Tel. - Fax (+55) (0) 54 32911416
www.arteferrobrasil.com.br
e-mail: arteferro@arteferrobrasil.com.br

ARGENTINA

Arteferro Argentina
Suarez 760(1162) Capital Federal Buenos Aires
Republica Argentina
Tel./Fax (+54) 11 43012637
www.laherreria.com

中华人民共和国

Ind.i.a. Qingdao
Shandong Province
india@arteferro.com

**ARTEFERRO Miami L.L.C.**

2955 N.W. 75th Street Miami
Florida 33147 - U.S.A.
Tel. (+1) (305) 836-9232 /
1-877-723-6743
Fax: (+1) (305) 836-4113
www.arteferromiami.com
info@arteferromiami.com

**indital®**

7947 Mesa Drive - Houston
Texas 77028 - U.S.A.
Tel. (+1) (713) 694-6065 /
1-800-772-4706
Fax: (+1) (713) 694-2055
www.indital.com
forgings@indital.com